16m Achievable visibility splay

POS / SPORTS PITCH / PLAY AREA

TARMAC ROAD

NAAS LANE

Notes:

1. Do not scale from this drawing. All dimensions are in metres, unless stated otherwise.
2. This drawing is based on the Architects layout RDQUE-MCB-ZZ-ZZ-DR-A-0230-D5-P5 Site Layout received from McBains on 12.09.2022.
3. Ordnance Survey, (c) Crown Copyright 2020. All rights reserved. Licence number 100022432.

KEY

- Site Boundary
- Client Land Ownership
- Visibility Splay 2.4m x 43m (30 mph) (Visibility Splays are based upon MfS standards)
- Visibility Splay 2.4m x 22m (20 mph) (Visibility Splays are based upon MfS standards)
- Forward Visibility Splay 25m (20 mph) (Visibility Splays are based upon MfS standards)
- Forward Visibility Splay 15m

Rev	Date	Details	Drawn by	Checked by
G	03.10.22	Updated Layout & Visibility Splays	FA	MG
F	12.09.22	Updated Layout	FA	MG
E	23.08.22	Updated Layout & Visibility Splays	FA	MG
D	16.08.22	Updated Layout & Visibility Splays	RC	MG
C	25.05.22	Updated Layout & SPA	FA	ES
B	25.05.22	Updated Layout & Visibility Splays	FA	ES
A	19.05.22	Updated Layout & Visibility Splays	FA	MG

rappor

Infrastructure and environmental consultants

rappor.co.uk

CLIENT: Vistry Group

PROJECT: Land North Of Rudloe Drive, Quedgeley

TITLE: Visibility Assessment

STATUS: PLANNING

SCALE @ A3:	DATE:	DRAWN:	CHECKED:	APPROVED:
1:1250	23.02.2022	FA	MG	MG

JOB NO:	DRAWING NO:	REVISION:
22-0196	SK01	G

RESERVED COPYRIGHT

Refuse Vehicle - Inbound



Refuse Vehicle - Outbound



Notes:

1. Do not scale from this drawing. All dimensions are in metres, unless stated otherwise.
2. This drawing is based on the Architects layout RDQUE-MCB-ZZ-ZZ-DR-A-0230-D5-P5 Site Layout received from McBains on 12.09.2022.
3. Ordnance Survey, (c) Crown Copyright 2020. All rights reserved. Licence number 100022432.

Key:

- Site Boundary
- Client Land Ownership
- Operative Bin Carry Distance
- Resident Bin Carry Distance

Vehicle Profile

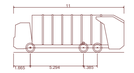

Gloucester CityCouncil	
Overall Length	11.000m
Overall Width	2.550m
Overall Body Height	3.756m
Min Body Ground Clearance	0.330m
Track Width	2.550m
Lock to lock time	4.00s
Wall to Wall Turning Radius	11.500m



Estate Car (2006)	
Overall Length	4.710m
Overall Width	1.804m
Overall Body Height	1.443m
Min Body Ground Clearance	0.207m
Max Track Width	1.756m
Lock to lock time	4.00s
Kerb to Kerb Turning Radius	5.950m

Rev	Date	Details	Drawn by	Checked by
G	03.10.22	Updated Layout & SPA	FA	MG
F	12.09.22	Updated Layout	FA	MG
E	23.08.22	Updated Layout & SPA	FA	MG
D	18.08.22	Updated Layout & SPA	RC	MG
C	25.05.22	Updated Layout & SPA	FA	ES
B	25.05.22	Updated Layout & SPA	FA	ES
A	19.05.22	Updated Layout & SPA	FA	MG

rappor

Infrastructure and environmental consultants

rappor.co.uk

CLIENT:
Vistry Group

PROJECT:
Land North Of Rudloe Drive, Quedgeley

TITLE:
Onsite Swept Path Analysis - Refuse Vehicle

STATUS:
INFORMATION

SCALE @ A1:	DATE:	DRAWN:	CHECKED:	APPROVED:
1:1000	23.02.2022	FA	ES	MG

JOB NO:	DRAWING NO:	REVISION:
22-0196	SP01	G

RESERVED COPYRIGHT

Fire Tender - Inbound



Fire Tender - Outbound



Notes:

1. Do not scale from this drawing. All dimensions are in metres, unless stated otherwise.
2. This drawing is based on the Architects layout RDQUE-MCB-ZZ-ZZ-DR-A-0230-D5-P5 Site Layout received from McBains on 12.09.2022.
3. Ordnance Survey, (c) Crown Copyright 2020. All rights reserved. Licence number 100022432.

Key:

- Site Boundary
- Client Land Ownership
- Fire Hose Length

Vehicle Profile

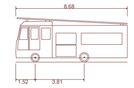

DB32 Fire Appliance

Overall Length	8.680m
Overall Width	2.180m
Overall Body Height	3.452m
Min Body Ground Clearance	0.337m
Max Track Width	2.121m
Lock to lock time	6.00s
Kerb to Kerb Turning Radius	7.910m

Rev	Date	Details	Drawn by	Checked by
G	03.10.22	Updated Layout & SPA	FA	MG
F	12.09.22	Updated Layout	FA	MG
E	23.08.22	Updated Layout & SPA	FA	MG
D	18.08.22	Updated Layout & SPA	RC	MG
C	25.05.22	Updated Layout & SPA	FA	ES
B	25.05.22	Updated Layout & SPA	FA	ES
A	19.05.22	Updated Layout & SPA	FA	MG

rappor

Infrastructure and environmental consultants

rappor.co.uk

CLIENT:
Vistry Group

PROJECT:
Land North Of Rudloe Drive, Quedgeley

TITLE:
Onsite Swept Path Analysis - Fire Tender

STATUS:
INFORMATION

SCALE @ A1:	DATE:	DRAWN:	CHECKED:	APPROVED:
1:1000	23.02.2022	FA	ES	MG

JOB NO:	DRAWING NO:	REVISION:
22-0196	SP01	G

RESERVED COPYRIGHT

Panel Van Entering Site



Panel Van Exiting Site

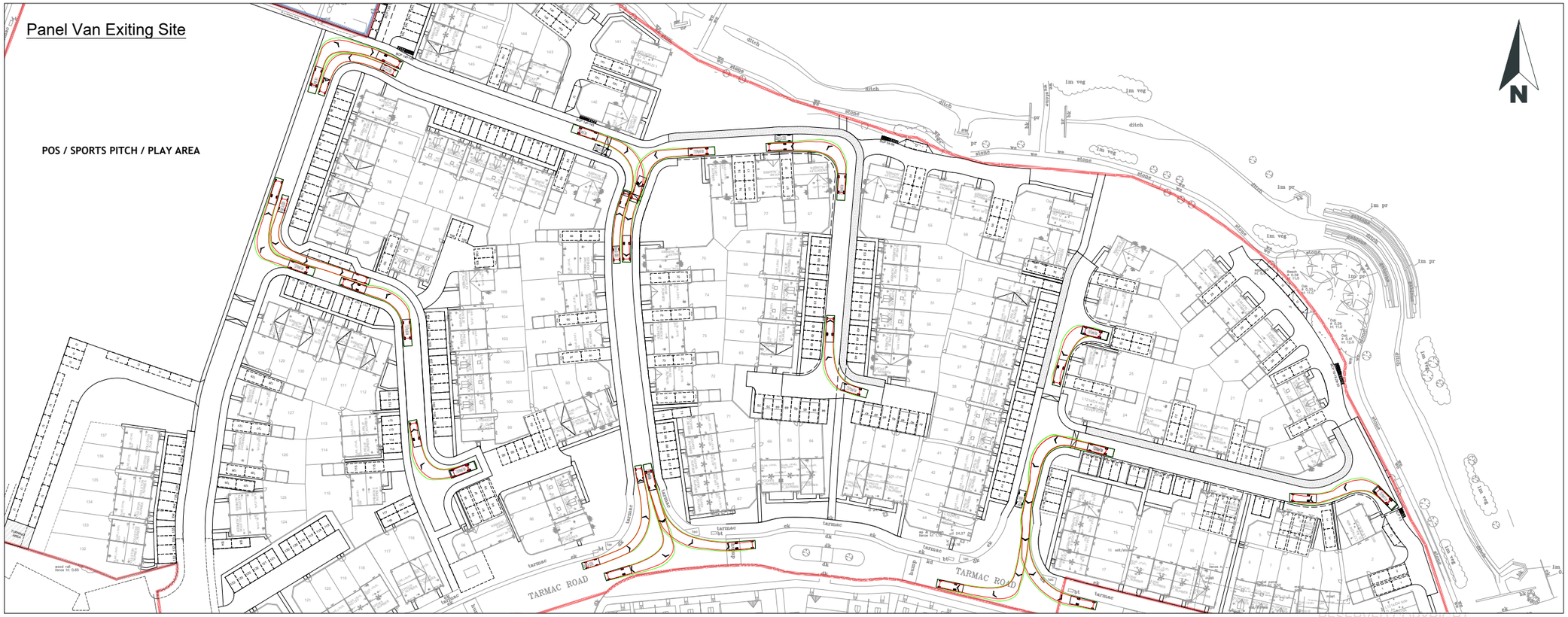

Notes:

1. Do not scale from this drawing. All dimensions are in metres, unless stated otherwise.
2. This drawing is based on the Architects layout RDQUE-MCB-ZZ-ZZ-DR-A-0230-D5-P5 Site Layout received from McBains on 12.09.2022.
3. Ordnance Survey, (c) Crown Copyright 2020. All rights reserved. Licence number 100022432.

Key:

Site Boundary

Client Ownership

Vehicle Profile

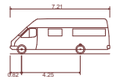

7.5t Panel Van	
Overall Length	7.210m
Overall Width	2.192m
Overall Body Height	2.544m
Min Body Ground Clearance	0.316m
Track Width	1.865m
Lock to lock time	4.00s
Kerb to Kerb Turning Radius	7.400m



Estate Car (2006)	
Overall Length	4.710m
Overall Width	1.804m
Overall Body Height	1.442m
Min Body Ground Clearance	0.207m
Max Track Width	1.756m
Lock to lock time	4.00s
Kerb to Kerb Turning Radius	5.950m

Rev	Date	Details	Drawn by	Checked by
G	03.10.22	Updated Layout & SPA	FA	MG
F	12.09.22	Updated Layout	FA	MG
E	23.08.22	Updated Layout & SPA	FA	MG
D	18.08.22	Updated Layout & SPA	RC	MG
C	25.05.22	Updated Layout & SPA	FA	ES
B	25.05.22	Updated Layout & SPA	FA	ES
A	19.05.22	Updated Layout & SPA	FA	MG

rappor

Infrastructure and environmental consultants

rappor.co.uk

CLIENT:

Vistry Group

PROJECT:

Land North Of Rudloe Drive, Quedgeley

TITLE:

Onsite Swept Path Analysis - Panel Van

STATUS:

PLANNING

SCALE @ A3:	DATE:	DRAWN:	CHECKED:	APPROVED:
1:1250	23.02.2022	FA	MG	MG

JOB NO:	DRAWING NO:	REVISION:
22-0196	SP03	G

RESERVED COPYRIGHT

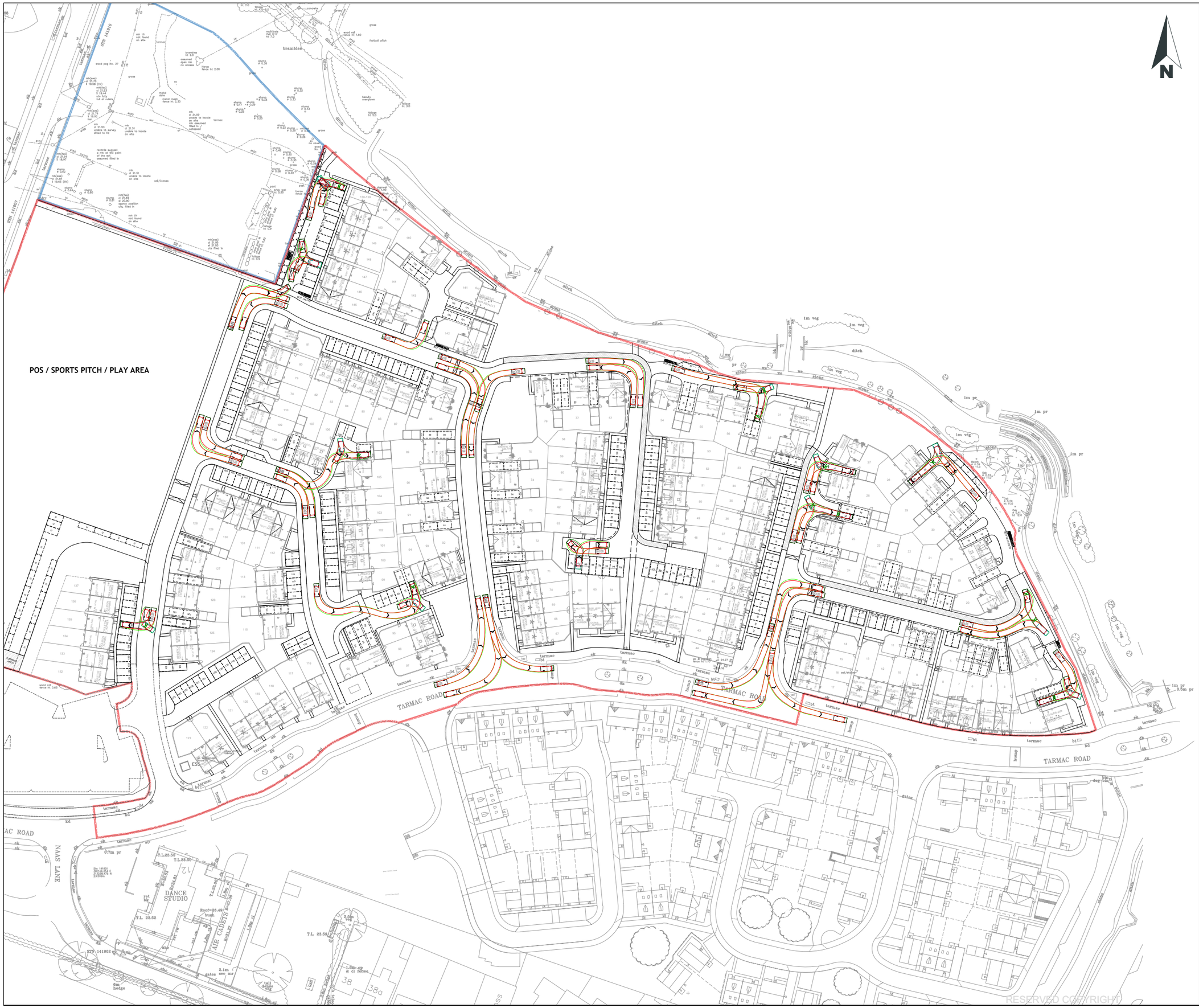

Notes:

1. Do not scale from this drawing. All dimensions are in metres, unless stated otherwise.
2. This drawing is based on the Architects layout RDQUE-MCB-ZZ-ZZ-DR-A-0230-D5-P5 Site Layout received from McBains on 12.09.2022.
3. Ordnance Survey, (c) Crown Copyright 2020. All rights reserved. Licence number 100022432.

Key:

Site Boundary

Client Ownership

Vehicle Profile



Estate Car (2006)	
Overall Length	4.710m
Overall Width	1.804m
Overall Body Height	1.442m
Min Body Ground Clearance	0.207m
Max Track Width	1.756m
Lock to lock time	4.00s
Kerb to Kerb Turning Radius	5.950m

Rev	Date	Details	Drawn by	Checked by
G	03.10.22	Updated Layout & SPA	FA	MG
F	12.09.22	Updated Layout	FA	MG
E	23.08.22	Updated Layout & SPA	FA	MG
D	18.08.22	Updated Layout & SPA	RC	MG
C	25.05.22	Updated Layout & SPA	FA	ES
B	25.05.22	Updated Layout & SPA	FA	ES
A	19.05.22	Updated Layout & SPA	FA	MG

rappor

Infrastructure and environmental consultants

rappor.co.uk

CLIENT:

Vistry Group

PROJECT:

Land North Of Rudloe Drive, Quedgeley

TITLE:

Onsite Swept Path Analysis - Estate Car

STATUS:

PLANNING

SCALE @ A3:	DATE:	DRAWN:	CHECKED:	APPROVED:
1:1250	23.02.2022	FA	MG	MG

JOB NO:	DRAWING NO:	REVISION:
22-0196	SP04	G

RESERVED COPYRIGHT

A3

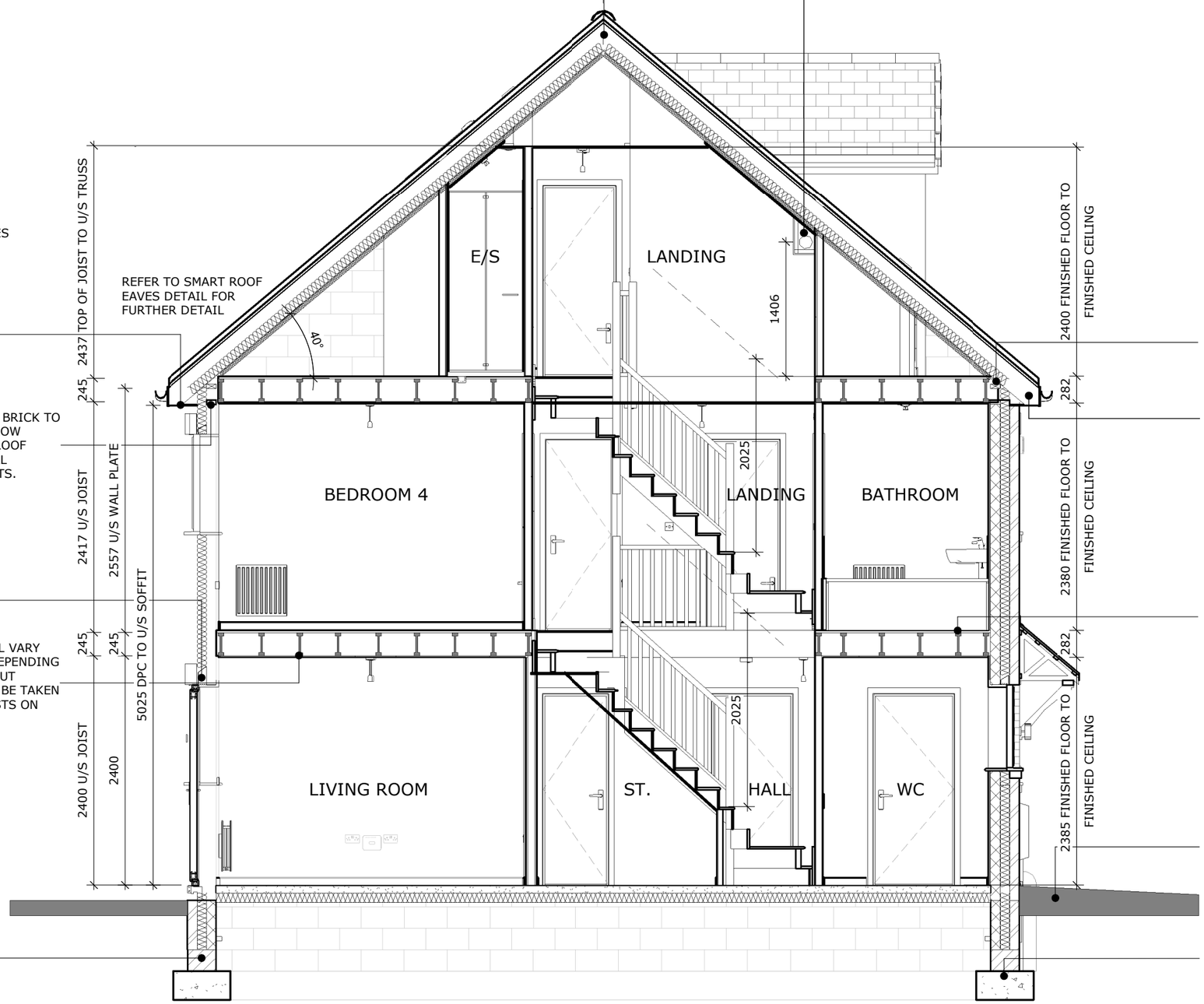

ROOF TO BE PRE-FABRCATED BY SMART ROOF. DESIGNED AND INSTALLED IN STRICT ACCORDANCE WITH APPROVED MABUFACTURES DETAILS.

EQUIVALENT 25,000MM SQ./M RUN CONTINUOUS VENTILATION TO EAVES.

3 COURSES ENGINEERING BRICK TO INNER LEAF DIRECTLY BELOW WALLPLATE TO SUPPORT ROOF TRUSSES. TO STRUCTURAL ENGINEERS' REQUIREMENTS.

REFER TO LINTEL SCHEDULE FOR LINTEL TYPES.

FLOOR JOIST DEPTHS WILL VARY BETWEEN 240 & 245MM DEPENDING ON SUPPLIER. SETTING-OUT CONSTANT MUST ALWAYS BE TAKEN FROM UNDERSIDE OF JOISTS ON FULL BLOCK COURSING.

TRENCH BLOCK

REFER TO SMART ROOF EAVES DETAIL FOR FURTHER DETAIL

EQUIVALENT 5,000MM SQ/M RUN CONTINUOUS VENTILATION TO RIDGE LINE TO NHBC STANDARDS 7.2.

AAC125HP SUPER ACOUSTIC CONTROLLABLE ACOUSTIC VENT BY TITON @ 1.8M FROM FFL TO PLOTS 38-41, 44-47, 52-53, 57-58

50 X 100MM PRESSURE TREATED TIMBER WALLPLATE ON 10MM MORTAR BED.

REFER TO SMART ROOF EAVES DETAIL FOR FURTHER DETAIL

FLOOR CONSTRUCTION TO ACHIEVE MINIMUM 40dB AND 30 MIN. FIRE RESISTANCE TO ALL FLOORS: 22MM CHIPBOARD FLOORING PROVIDING A MIN. MASS 15kg/M². 'I BEAM' JOIST SPACED AT NO MORE THAN 600MM CENTRES. REFER TO MANUFACTURER'S DETAILS FOR CONFIRMATION. 15MM PLASTERBOARD CEILING FINISH PROVIDING A MASS 9.8kg/M².

RAMPED APPROACH TO ACHIEVE LEVEL ENTRY THRESH TO CURRENT BUILDING REGULATION REQUIREMENTS.

FOUNDATIONS SHOWN INDICATIVELY ONLY. REFER TO SITE SPECIFIC STRUCTURAL ENGINEERS DESIGN FOR REQUIREMENTS TO SUIT GROUND CONDITIONS.

SECTION A-A

PLOT NUMBERS: AS; 2,20,24,36,39,41,45,47,53,58,77. OPP; 1,19,23,35,38,40,44,46,52,57,78

site: Rudloe Drive, Kingsway, Quedgeley
plot numbers:
scale: 1 : 50
housetype: ALD
description: Section A-A
suitability: For Information
revision: 04

project	orginator	volume	level	type	role	Class	number
GROUP	LIN	CALD01	XX	D2	A	AS	0303

Linden HOMES

The Aldridge

Do not scale from this drawing. Use written dimensions only. Any discrepancy or suggested modification is to be reported to Linden Homes © Linden Homes

A3

ROOF MEMBRANE TO BE LAID OVER TIMBER RAFTERS IN ACCORDANCE WITH MANUFACTURERS DETAILS. ENSURE THAT THE UNDERLAY IS CUT AWAY FROM THE APEX OF THE ROOF TO ALLOW 5.000MM²/M CONTINUOUS RIDGE VENTILATION.

ROOF TRUSS LAYOUT DESIGNED AND INSTALLED IN STRICT ACCORDANCE WITH APPROVED MANUFACTURER'S INSTRUCTIONS AND DETAILS.

SLOPING CEILING TO RECEIVE 100MM KINGSPAN TP10 BETWEEN RAFTERS AND 40MM TP10 BELOW RAFTERS WITH 15MM PLASTERBOARD CEILING FINISH TO ACHIEVE A U VALUE OF 0.16W/M2k

50 X 100MM PRESSURE TREATED TIMBER WALLPLATE ON 10MM MORTAR BED.

INDICATES POSITION OF MINERAL WOOL CAVITY BARRIER

CHECK WITH REGIONAL TECHNCIAL TEAM FOR GROUND FLOOR SLAB CONSTRUCTION.

TRENCH BLOCK

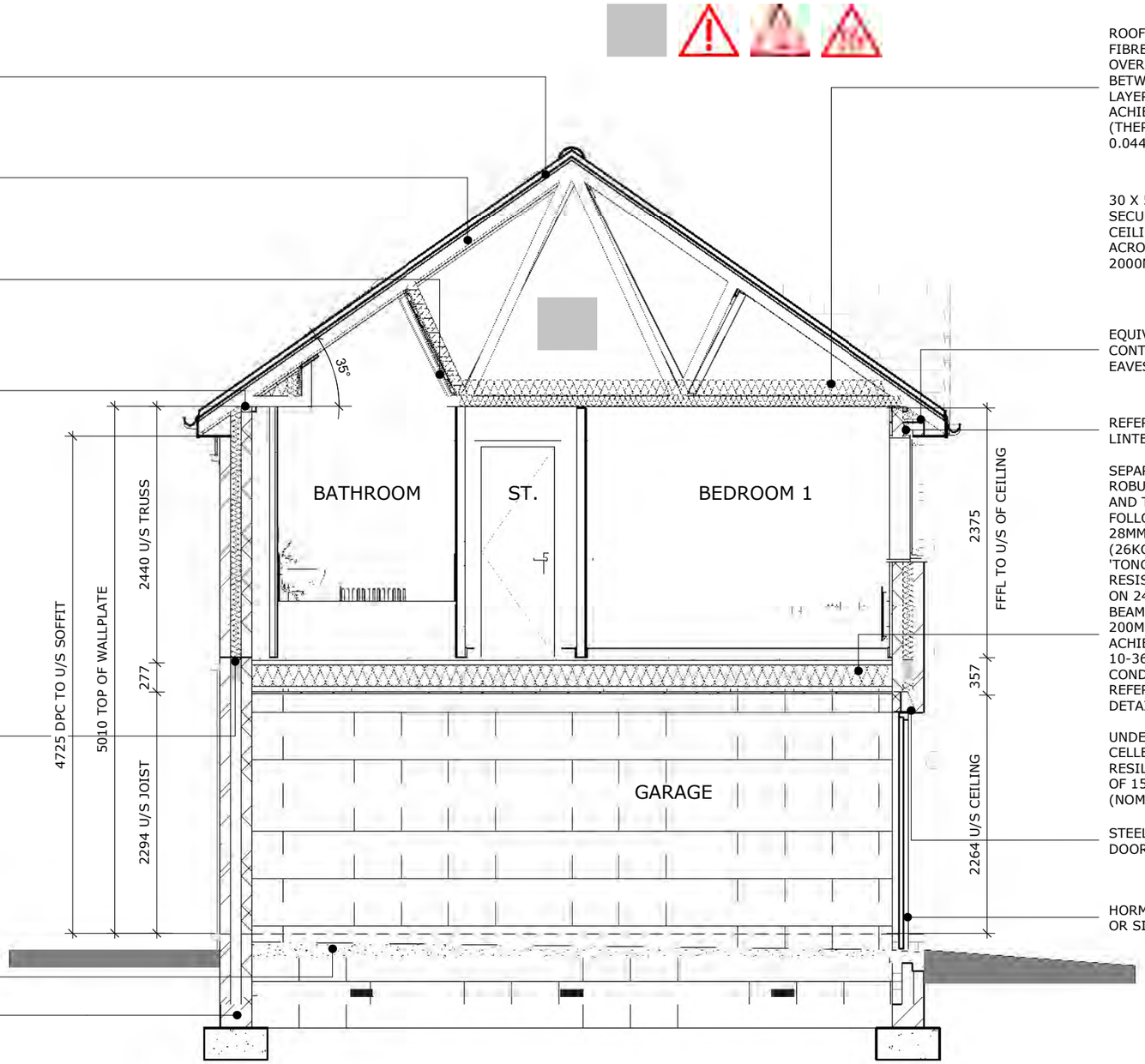

ROOF INSULATION TO BE GLASS FIBRE QUILT TO ROOF SPACE. OVERALL 250MM - 100MM LAID BETWEEN CEILING JOISTS WITH LAYER OF 150MM CROSS LAID TO ACHIEVE A U-VALUE OF 0.18 W/m²K (THERMAL CONDUCTIVITY 0.044W/mK).

30 X 5MM GALV. M.S. STRAPS TO SECURE ROOF AT EACH GABLE AT CEILING AND RAFTER LEVEL ACROSS MIN. 3 TRUSSES AT MAX. 2000MM CTS.

EQUIVALENT 10,000MM SQ/M RUN CONTINUOUS VENTILATION TO EAVES.

REFER TO LINTEL SCHEDULE FOR LINTEL TYPES.

SEPARATING FLOOR TO BE AS PER ROBUST STANDARD DETAIL E-FT-5 AND TO BE CONSTRUCTED AS FOLLOWS:
28MM CELLECTA SCREEDBOARD 28 (26KG/M2) ON 22MM THICK 'TONGUE AND GROOVE' MOISTURE RESISTANT CHIPBOARD FLOORING ON 240/245MM DEEP ENGINEERED I BEAM JOISTS WITH 1NO. LAYER OF 200MM ISOVER SPACESAVER PLUS ACHIEVING A MINIMUM DENSITY 10-36KGM3 AND A THERMAL CONDUCTIVITY OF 0.040W/MK. REFER TO VISTRY STANDARD DETAILS FOR ALL INTERFACES.

UNDERDRAW JOISTS WITH CT3 – CELLECTA HP30, 30MM DEEP RESILIENT BARS WITH TWO LAYERS OF 15MM GYPSUM-BASED BOARDS (NOMINAL 12.5 KG/M2).

STEEL LINTEL ABOVE GARAGE DOOR.

HORMANN VERTICAL GARAGE DOOR OR SIMILAR APPROVED.

SECTION A-A

scale: 1 : 50	site: Group Standard
	plot numbers: 1, 2, 3, 4
housetype: ASH	description: Section A-A
suitability: For Information	revision: 05

project: GROUP - orginator: LIN - volume: CASH00 - level: XX - type: D2 - role: A - Class: AS - number: 0302

Linden HOMES

The Ashbee

Do not scale from this drawing. Use written dimensions only. Any discrepancy or suggested modification is to be reported to Linden Homes © Linden Homes

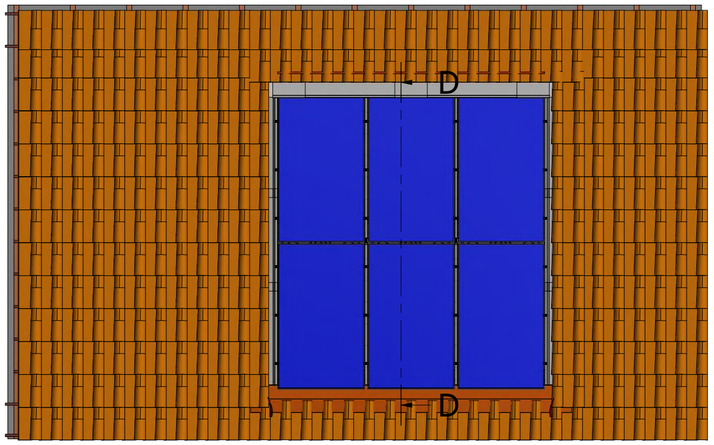

Cross Section In Roof System

GSE Frame : Po_1640_1001
PV Module : 1680x1000x40mm
Graduation adjustment : 40mm

Number of clamps : 6
Timber section : 27*100

D-D (1 : 8)

F (1 : 3)

E (1 : 3)

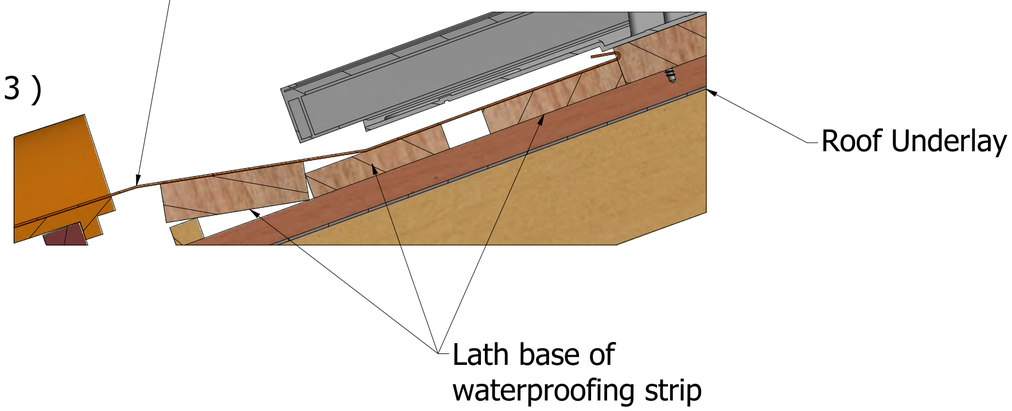

Scale :	Format :	Units :	Masse :	Volume :	Matière :
1 : 50	A2	mm	N/A	N/A	

Conceived by	Cheked by	Approved by	Date		Date
Q . LE GOFF					17/10/2018

[redacted]

Cross Section In Roof System

GSE INTEGRATION

Modification	Sheet
A	1 / 1

Growatt 750-S/1000-S/1500-S/ 2000-S/2500-S/3000-S

Leading - edge Technology

- Maximum efficiency of 97.6% and wide input voltage range
- Internal DC switch
- Transformerless GT topology
- Compact design
- Ethernet / RF technology / Wi-Fi
- Sound control
- Easy installation
- Comprehensive Growatt warranty program



Growatt 1500-S efficiency

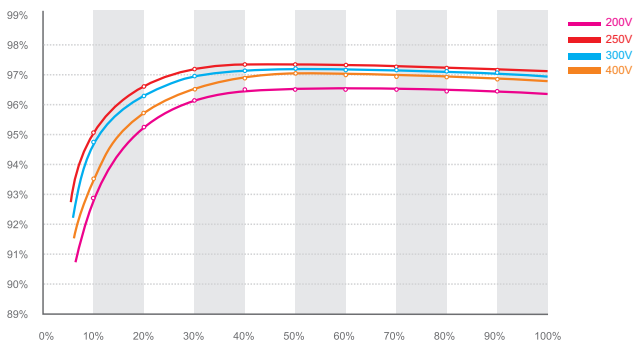

Growatt 750-3000 -S topology

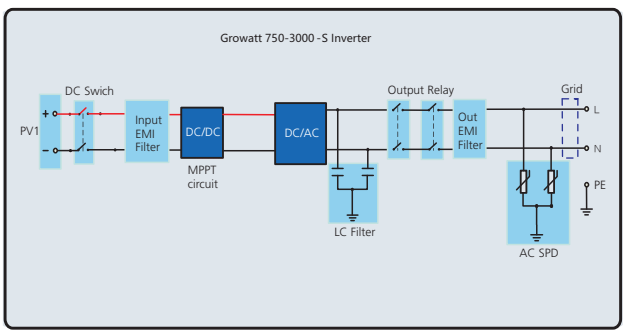

GROWATT NEW ENERGY TECHNOLOGY Co.,LTD

A: No.28 Guangmming Road, Longteng Community, Shiyan, Baoan District, Shenzhen, P.R.China.

powering tomorrow
Growatt

Datasheet	Growatt 750-S *	Growatt 1000-S	Growatt 1500-S	Growatt 2000-S	Growatt 2500-S*	Growatt 3000-S
Input data (DC)						
Max. recommended PV power (for module STC)	970W	1300W	1950W	2600W	3250W	3900W
Max. DC voltage	450V	450V	450V	450V	500V	550V
Start voltage	50V	80V	80V	80V	80V	80V
PV voltage range	50V-450V	70V-450V	70V-450V	70V-450V	70V-500V	70V-550V
MPP work voltage range/ nominal voltage	55V-450V/120V	70V-450V/180V	70V-450V/250V	70V-450V/360V	70V-500V/360V	70V-550V/360V
Full load dc voltage range	80V-400V	110V-400V	175V-400V	200V-400V	250V-450V	250V-500V
Max. input current	10A	10A	10A	11A	12A	13A
Max. input current per string	10A	10A	10A	11A	12A	13A
Number of independent MPP trackers /strings per MPP tracker	1/1	1/1	1/1	1/1	1/1	1/ 1
Output (AC)						
Rated AC output power	750W	1000W	1600W	2000W	2500W	3000W
Max. AC power	750W	1000W	1650W	2000W	2500W	3000W
Max. output current	3.3A	4.7A	7.8A	9.5A	11.9A	14.3A
AC nominal voltage	220V/230V/240V	220V/230V/240V	220V/230V/240V	220V/230V/240V	220V/230V/240V	220V/230V/240V
AC grid frequency; range	50Hz/60Hz	50Hz/60Hz	50Hz/60Hz	50Hz/60Hz	50Hz/60Hz	50Hz/60Hz
Adjustable power factor	0.8leading...0.8lagging	0.8leading...0.8lagging	0.8leading...0.8lagging	0.8leading...0.8lagging	0.8leading...0.8lagging	0.8leading...0.8lagging
THDI	<3%	<3%	<3%	<3%	<3%	<3%
AC connection	Single phase	Single phase	Single phase	Single phase	Single phase	Single phase
Efficiency						
Max. efficiency	97.2%	97.4%	97.4%	97.4%	97.6%	97.6%
Euro weighted efficiency	96%	96.5%	97%	97%	97.3%	97.3%
MPPT efficiency	99.5%	99.5%	99.5%	99.5%	99.5%	99.5%
Protection Devices						
DC reverse polarity protection	yes	yes	yes	yes	yes	yes
DC switch	yes	yes	yes	yes	yes	yes
Output over current protection	yes	yes	yes	yes	yes	yes
Output over voltage protection -varistor	yes	yes	yes	yes	yes	yes
Ground fault monitoring	yes	yes	yes	yes	yes	yes
Grid monitoring	yes	yes	yes	yes	yes	yes
Integrated all - pole sensitive leakage current monitoring unit	yes	yes	yes	yes	yes	yes
General Data						
Dimensions (W / H / D) in mm	271*299*141	271*299*141	271*299*141	271*299*141	271*359*141	271*359*141
Weight	6.4KG	6.4KG	6.4KG	6.4KG	9.1KG	9.1KG
Operating temperature range	- 25°C ... +60°C	- 25°C ... +60°C	- 25°C ... +60°C	- 25°C ... +60°C	- 25°C ... +60°C	- 25°C ... +60°C
Noise emission (typical)	≤25 dB(A)	≤25 dB(A)	≤25 dB(A)	≤25 dB(A)	≤25 dB(A)	≤25 dB(A)
Self-Consumption night	<0.5 W	<0.5 W	<0.5 W	<0.5 W	<0.5 W	<0.5 W
Topology	Transformerless	Transformerless	Transformerless	Transformerless	Transformerless	Transformerless
Cooling concept	Natural	Natural	Natural	Natural	Natural	Natural
Environmental Protection Rating	IP65	IP65	IP65	IP65	IP65	IP65
Altitude	2000m without derating	2000m without derating	2000m without derating	2000m without derating	2000m without derating	2000m without derating
Relative humidity	100%	100%	100%	100%	100%	100%
Features						
DC connection	H4/MC4(opt)	H4/MC4(opt)	H4/MC4(opt)	H4/MC4(opt)	H4/MC4(opt)	H4/MC4(opt)
AC connection	Connector	Connector	Connector	Connector	Connector	Connector
Display	LCD	LCD	LCD	LCD	LCD	LCD
Interfaces: RS232/RF/Wi-Fi/LAN/GPRS	yes/opt/opt/opt/opt	yes/opt/opt/opt/opt	yes/opt/opt/opt/opt	yes/opt/opt/opt/opt	yes/opt/opt/opt/opt	yes/opt/opt/opt/opt
Warranty: 5 years / 10 years	yes/opt	yes/opt	yes/opt	yes/opt	yes/opt	yes/opt

Certificates and Approvals

CE, VDE 0126-1-1, IEC 62109, G83, AS4777, AS/NZS 3100, CEI0-21, VDE-AR-N4105, EN50438, CQC, UTE C 15-712, IEC 61683, IEC 60068, IEC 61727, IEC 62116, INMETRO

* Growatt 750-S and 2500-S only available for UK, Ireland, Netherland, Belgium.

www.jinkosolar.com

Building Your Trust in Solar

Tiger Neo N-type 54HL4-B 400-420 Watt

MONOFAZIAL ALL BLACK

N-Typ

Positive Leistungstoleranz von 0~+3 %

IEC 61215 (2016), IEC 61730 (2016)

ISO9001:2015: Qualitätsmanagementsystem

ISO14001:2015: Umweltmanagementsystem

ISO 45001:2018
Managementsysteme für Sicherheit und Gesundheit bei der Arbeit



WICHTIGE MERKMALE

SMBB-Technologie

Mehr Modulleistung und Zuverlässigkeit dank verbesserter Lichtabsorption und verbesserten Stromtransport

Hot 2.0-Technologie

Das N-Typ-Modul mit Hot 2.0-Technologie ist zuverlässiger und reduziert LID/LETID-Effekte.

PID-Widerstand

Exzellente Anti-PID-Leistungsgarantie dank optimiertem Massenproduktionsprozess und Materialkontrolle.

Verbesserte mechanische Widerstandskraft

Zertifiziert für Windlasten bis 2400 Pa und Schneelasten bis 5400 Pa.

Maximale Lebensdauer auch unter extremen Umweltbedingungen

Hohe Salznebel- und Ammoniakbeständigkeit.

LINEARE LEISTUNGSGARANTIE

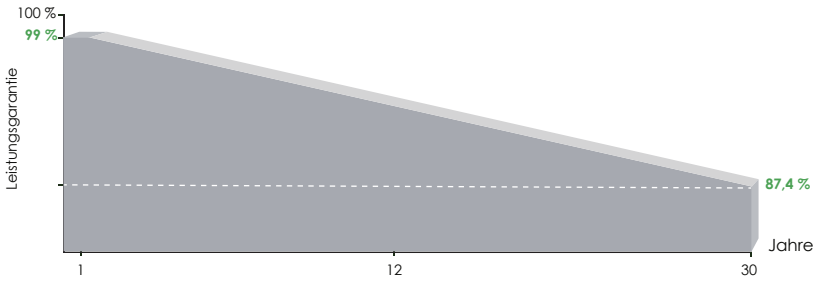

25 Jahre Produktgarantie

30 Jahre lineare Leistungsgarantie

0,40 % jährliche Degradation über 30 Jahre

Technische Zeichnungen

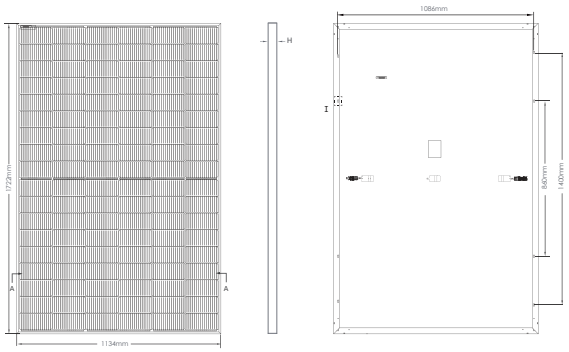

Vorderseite Seite Rückseite

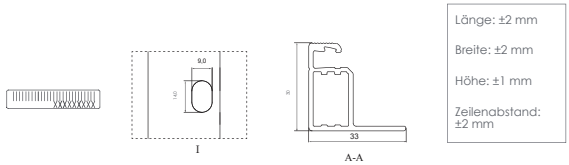

Länge: ±2 mm
Breite: ±2 mm
Höhe: ±1 mm
Zeilenabstand: ±2 mm

Elektrische Leistung und Temperaturabhängigkeit

Strom-Spannungs- und Leistungs--Spannungs-Kennlinien (415W)

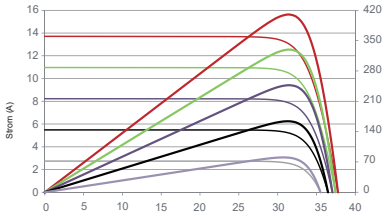

Temperaturabhängigkeit von Isc, Voc, Pmax

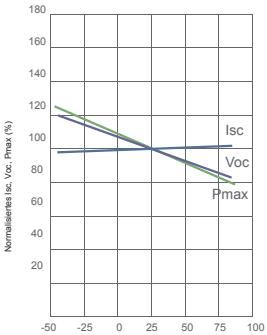

Mechanische Eigenschaften

Zellentyp	N-Typ monokristallin
Anz. der Zellen	108 (6×18)
Maße	1722×1134×30 mm (67,79×44,65×1,18 inch)
Gewicht	22 kg (48,5 lb)
Glas	3,2 mm, getempertes Glas mit hoher Lichtdurchlässigkeit und niedrigem Eisengehalt, Antireflex-Beschichtung
Rahmen	Eloxierte Aluminiumlegierung
Anschlusskasten	Schutzklasse IP68
Anschlusskabel	TÜV 1×4,0 mm² (+): 400 mm, (-): 200 mm oder maßgeschneiderte Länge

Versandeinheiten

(Zwei Paletten = ein Stapel)

36 Stück/Palette, 72 Stück/Stapel, 936 Stück/40-Fuss-Container

Spezifikationen

Modultyp	JKM400N-54HL4-B		JKM405N-54HL4-B		JKM410N-54HL4-B		JKM415N-54HL4-B		JKM420N-54HL4-B	
	STC	NOCT	STC	NOCT	STC	NOCT	STC	NOCT	STC	NOCT
Maximale Leistung (Pmax)	400Wp	301Wp	405Wp	305Wp	410Wp	308Wp	415Wp	312Wp	420Wp	316Wp
Max. Spannung (Vmp)	31.28V	28.89V	31.47V	29.08V	31.66V	29.59V	31.85V	29.78V	32.04V	29.97V
Max. Strom (Imp)	12.79A	10.30A	12.87A	10.36A	12.95A	10.42A	13.03V	10.48A	13.11A	10.54A
Leerlaufspannung (Voc)	37.38V	35.50V	37.58V	35.69V	37.77V	35.88V	37.96V	36.06V	38.15V	36.24V
Kurzschlussstrom (Isc)	13.55A	10.94A	13.62A	11.00A	13.68A	11.04A	13.74A	11.09A	13.80A	11.14A
Modulwirkungsgrad STC (%)	20.48%		20.74%		21.00%		21.25%		21.51%	
Betriebstemperatur (℃)	-40 ℃~+85 ℃									
Maximale Systemspannung	1000/1500 VDC (IEC)									
Maximale Vorschaltsicherungsleistung	25 A									
Leistungstoleranz	0~+3 %									
Temperaturkoeffizienten Pmax	-0,30 %/℃									
Temperaturkoeffizienten Voc	-0,25 %/℃									
Temperaturkoeffizienten Isc	0,046 %/℃									
Nennbetriebstemperatur der Zelle (NOCT)	45±2 ℃									

*STC: Einstrahlung 1000W/m² Zelltemperatur 25 °C AM = 1,5

NOCT: Einstrahlung 800W/m² Umgebungstemperatur 20 °C AM = 1,5 Windgeschwindigkeit 1 m/s

©2021 Jinko Solar Co., Ltd. Alle Rechte vorbehalten.
Die Spezifikationen in diesem Datenblatt können ohne Ankündigung geändert werden.
Datenblatt nur in der EU gültig.
Die deutsche Version dieses Dokuments ist lediglich eine unverbindliche Übersetzung aus dem Englischen.Bei Abweichungen vom englischen Originaltext hat immer die englische Version Vorrang.

www.jinkosolar.com

Building **Your Trust** in Solar

Tiger Neo N-type 54HL4-B

400-420 Watt

ALL-BLACK MODULE

N-Type

Positive power tolerance of 0~+3%

IEC61215(2016), IEC61730(2016)

ISO9001:2015: Quality Management System

ISO14001:2015: Environment Management System

ISO45001:2018
Occupational health and safety management systems



Key Features

SMBB Technology

Better light trapping and current collection to improve module power output and reliability.

Hot 2.0 Technology

The N-type module with Hot 2.0 technology has better reliability and lower LID/LETID.

PID Resistance

Excellent Anti-PID performance guarantee via optimized mass-production process and materials control.

Enhanced Mechanical Load

Certified to withstand: wind load (2400 Pascal) and snow load (5400 Pascal).

Durability Against Extreme Environmental Conditions

High salt mist and ammonia resistance.

LINEAR PERFORMANCE WARRANTY

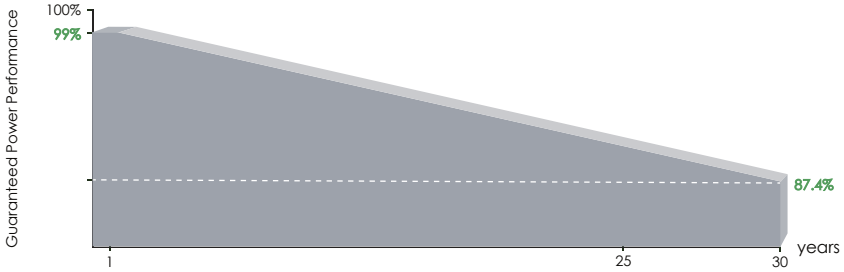

25 Year Product Warranty

30 Year Linear Power Warranty

0.40% Annual Degradation Over 30 years

Engineering Drawings

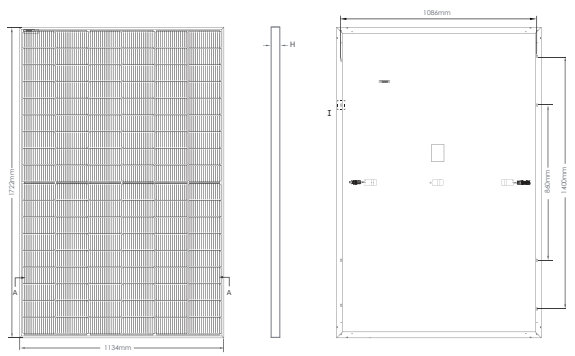

Front Side Back

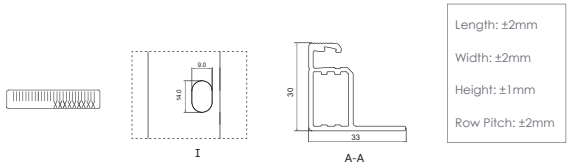

Length: ±2mm
Width: ±2mm
Height: ±1mm
Row Pitch: ±2mm

Electrical Performance & Temperature Dependence

Current-Voltage & Power-Voltage Curves (415W)

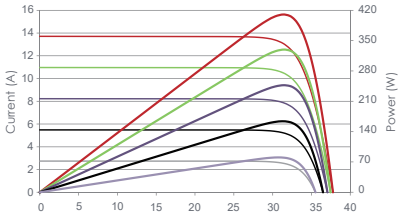

Temperature Dependence of Isc, Voc, Pmax

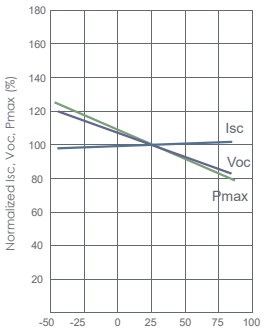

Packaging Configuration

(Two pallets = One stack)

36pcs/pallets, 72pcs/stack, 936pcs/ 40'HQ Container

Mechanical Characteristics

Cell Type	N type Mono-crystalline
No. of cells	108 (6×18)
Dimensions	1722×1134×30mm (67.79×44.65×1.18 inch)
Weight	22 kg (48.50 lbs)
Front Glass	3.2mm,Anti-Reflection Coating, High Transmission, Low Iron, Tempered Glass
Frame	Anodized Aluminium Alloy
Junction Box	IP68 Rated
Output Cables	TUV 1×4.0mm² (+): 400mm , (-): 200mm or Customized Length

SPECIFICATIONS

Module Type	JKM400N-54HL4-B		JKM405N-54HL4-B		JKM410N-54HL4-B		JKM415N-54HL4-B		JKM420N-54HL4-B	
	STC	NOCT	STC	NOCT	STC	NOCT	STC	NOCT	STC	NOCT
Maximum Power (Pmax)	400Wp	301Wp	405Wp	305Wp	410Wp	308Wp	415Wp	312Wp	420Wp	316Wp
Maximum Power Voltage (Vmp)	31.28V	28.89V	31.47V	29.08V	31.66V	29.59V	31.85V	29.78V	32.04V	29.97V
Maximum Power Current (Imp)	12.79A	10.30A	12.87A	10.36A	12.95A	10.42A	13.03V	10.48A	13.11A	10.54A
Open-circuit Voltage (Voc)	37.38V	35.50V	37.58V	35.69V	37.77V	35.88V	37.96V	36.06V	38.15V	36.24V
Short-circuit Current (Isc)	13.55A	10.94A	13.62A	11.00A	13.68A	11.04A	13.74A	11.09A	13.80A	11.14A
Module Efficiency STC (%)	20.48%		20.74%		21.00%		21.25%		21.51%	
Operating Temperature(℃)	-40℃~+85℃									
Maximum system voltage	1000VDC (IEC)									
Maximum series fuse rating	25A									
Power tolerance	0~+3%									
Temperature coefficients of Pmax	-0.30%/℃									
Temperature coefficients of Voc	-0.25%/℃									
Temperature coefficients of Isc	0.046%/℃									
Nominal operating cell temperature (NOCT)	45±2℃									

*STC: Irradiance 1000W/m² Cell Temperature 25℃ AM=1.5

NOCT: Irradiance 800W/m² Ambient Temperature 20℃ AM=1.5 Wind Speed 1m/s

©2021 Jinko Solar Co., Ltd. All rights reserved.
Specifications included in this datasheet are subject to change without notice.
Datasheet valid in Europe only.

Planting Schedule

Trees					
Number	Species	Specification	Height	Girth	Density
3 -	Acer campestre	Extra Heavy Standard; Clear Stem 175-200; 5 breaks; 3x	425-600cm	14-16cm	Counted
10 -	Amelanchier arborea Robin Hill	3x; Extra Heavy Standard; clear stem 175-200cm; 5 breaks; RB	425-600cm	14-16cm	Counted
10 -	Betula pendula	Extra Heavy Standard :5 brks :3x :RB	425-600cm	14-16cm	Counted
2 -	Betula pendula 'Fastigiata'	Extra Heavy Standard; clear stem 175-200cm; 5 breaks; 3x	400-450cm	14-16cm	Counted
14 -	Betula pubescens	Extra Heavy Standard; 5 breaks; Clear Stem 175-200	400-450cm	14-16cm	Counted
20 -	Betula utilis jacquemontii	Extra Heavy Standard; 5 breaks; Clear Stem 175-200; 3x	425-600cm	14-16cm	Counted
3 -	Carpinus betulus	Extra Heavy Standard; 5 breaks; 3x	425-600cm	14-16cm	Counted
480 -	Carpinus betulus	BR; 5 breaks; Branched; Transplant	60-80cm		0.6Ctr Double Staggered at 0.35m offset
3 -	Liquidambar styraciflua 'Lane Roberts'	Extra Heavy Standard; 5 breaks; 3x	425-600cm	14-16cm	Counted
9 -	Liriodendron tulipifera 'Fastigiatum'	Extra Heavy Standard; Clear Stem min. 200; 3x	400-450cm	16-18cm	Counted
15 -	Prunus serrula tibetica	Extra Heavy Standard; Clear Stem 175-200; 5 breaks; 3x	400-450cm	14-16cm	Counted
4 -	Sorbus aucuparia	Extra Heavy Standard; Clear Stem 175-200; 5 breaks; 3x	400-450cm	14-16cm	Counted
4 -	Sorbus hupehensis	3x; Extra Heavy Standard; clear stem 175-200cm; 5 breaks	400-450cm	14-16cm	Counted

Shrubs					
Number	Species	Specification	Height	Pot Size	Density
7 -	Amelanchier lamarckii	2x; Multi-stem; bushy; 3 stems minimum; RB	175-200cm	RB	Counted
172 -	Ceanothus thyrsiflorus repens	Bushy; 5 breaks	N/A	3L	3/m²
3 -	Corylus avellana 'Contorta'	Branched; 3 breaks	60-80cm	10L	Counted
304 -	Euonymus fortunei 'Emerald 'n' Gold'	Bushy; 7 breaks		3L	3/m²
22 -	Hebe albicans 'Red Edge'	Bushy; 5 breaks	N/A	3L	4/m²
316 -	Hypericum 'Hidcote'	Bushy; 5/7 breaks	25-30cm	3L	3/m²
186 -	Lavandula angustifolia 'Hidcote'	Bushy; 5 breaks	25-30cm	3L	3/m²
5 -	Magnolia 'Susan'	Branched; 5 breaks	100-125cm	25L	Counted
7 -	Mahonia x media 'Winter Sun'	Bushy; 3 breaks	60-80cm	10L	Counted
66 -	Nandina domestica 'Firepower'	Bushy; 5 breaks	20-30cm	3L	4/m²
97 -	Olearia haastii	Bushy; 4 breaks	30-40cm	3L	3/m²
128 -	Pachysandra terminalis 'Green Carpet'	3 breaks; Several shoots	15-20cm	2L	3/m²
512 -	Perovskia 'Blue Spire'	Bushy; 3 breaks	30-40cm	3L	4/m²
443 -	Potentilla fruticosa 'Abbotswood'	Bushy; 5 breaks		3L	3/m²

Herbaceous					
Number	Species	Specification	Height	Pot Size	Density
463 -	Astilbe 'Sprite'	Full pot		2L	5/m²

Climbers					
Number	Species	Specification	Height	Pot Size	Density
166 -	Hedera helix 'Glacier'	Several Shoots: 3/4 breaks	40-60cm	2L	4/m²
5 -	Lonicera periclymenum 'Belgica'	Caned; several shoots; 5 breaks	100-150cm	10L	Counted

Hedges					
Number	Species	Specification	Height	Pot Size	Density
451 -	Berberis thunbergii	Branched; 5 breaks	30-40cm	3L	0.5Ctr Double Staggered at 0.35m offset
105 -	Carpinus betulus	1+2; Feathered; BR	100-125cm		0.45Ctr Double Staggered at 0.35m offset
480 -	Carpinus betulus	BR; 5 breaks; Branched; Transplant	60-80cm		0.6Ctr Double Staggered at 0.35m offset
105 -	Corylus avellana	1+2; Transplant - seed raised; branched; 4 breaks; BR	80-100cm	BR	0.45Ctr Double Staggered at 0.35m offset
669 -	Escallonia 'Apple Blossom'	Bushy; 5 breaks	25-30cm	3L	0.5Ctr Double Staggered at 0.35m offset
82 -	Escallonia 'Donard Seedling'	Bushy; 5 breaks	40-60cm	3L	0.5Ctr Double Staggered at 0.35m offset
105 -	Fagus sylvatica	1+2; Transplant - seed raised; BR	100-125cm	BR	0.45Ctr Double Staggered at 0.35m offset
95 -	Forsythia intermedia 'Lynwood'	Bushy; 5 breaks	40-60cm	3L	0.5Ctr Double Staggered at 0.35m offset
30 -	Hypericum moserianum	Bushy; 7 breaks	30-40cm	3L	0.45Ctr Double Staggered at 0.3m offset
242 -	Lonicera nitida 'May Green'	Bushy: 5 brks: C		3L	0.4Ctr Double Staggered at 0.3m offset
441 -	Photinia frasery 'Little Red Robin'	Branched; 5 breaks	30-40cm	3L	0.45Ctr Double Staggered at 0.35m offset
266 -	Potentilla fruticosa 'Tangerine'	Bushy; 5 breaks	N/A	3L	0.5Ctr Double Staggered at 0.35m offset
105 -	Prunus spinosa	1+2; Transplant - seed raised; branched; 4 breaks; BR	100-125cm	BR	0.45Ctr Double Staggered at 0.35m offset
95 -	Ribes sanguineum 'King Edward VII'	Branched; 5 breaks	40-60cm	3L	0.5Ctr Double Staggered at 0.35m offset
396 -	Sarcococca hookerana humilis	Bushy; 5 breaks	25-30cm	3L	0.5Ctr Double Staggered at 0.35m offset
Total :3667 -					

Cornus mix					
Number	Abbreviation	Species	Specification	Density	Pot Size
38 -	Cor alb A	Cornus alba 'Aurea'	Branched; 4 breaks	3/m²	3L
72 -	Cor san W B	Cornus sanguinea 'Winter Beauty'	Branched; 4 breaks	3/m²	3L
61 -	Cor ser F	Cornus sericea 'Flaviramea'	Branched; 4 breaks	3/m²	3L
72 -	Cor sto K	Cornus stolonifera 'Kelseyi'	Several shoots; 4 breaks	3/m²	3L
Total :243 -					

Grass & Perennial Mix					
Number	Abbreviation	Species	Specification	Density	Pot Size
76 -	Aca mol	Acanthus mollis	Full Pot	4/m²	3L
121 -	Cal acu K F	Calamagrostis acutiflora 'Karl Foerster'	Full Pot	4/m²	3L
98 -	Cor sel P	Cortaderia selloana 'Pumila'	Full Pot	4/m²	3L
76 -	Leu sup W S	Leucanthemum superbum 'Wirral Supreme'	Full Pot	4/m²	3L
76 -	Mon C S	Monarda 'Cambridge Scarlet'	Full Pot	4/m²	3L
52 -	Rud ful sul G	Rudbeckia fulgida sullivantii 'Goldsturm'	Full Pot	4/m²	3L
Total :499 -					

Marginal Mix					
Number	Abbreviation	Species	Specification	Density	Pot Size
26 -	Car pan	Carex paniculata	Full pot; Sept to April planting; British native-origin	3/m²	0.5L
26 -	Iri pse	Iris pseudacorus	Full pot; Sept to April planting; British native-origin	3/m²	0.5L
26 -	Lys vul	Lysimachia vulgaris	Full pot; Sept to April planting; British native-origin	3/m²	0.5L
149 -	Phr aus	Phragmites australis	Full pot; June to Sept planting; British native-origin	3/m²	0.5L
26 -	Ran lin	Ranunculus lingua	Full pot; Sept to April planting; British native-origin	3/m²	0.5L
Total :253 -					

Marginals Mix					
Number	Abbreviation	Species	Specification	Density	Pot Size
162 -	Cor san	Cornus sanguinea	1+1; Transplant - seed raised; branched; 3 breaks; BR	3/m²	BR
59 -	Pru Spi	Prunus spinosa	1+1; Transplant - seed raised; branched; 2 breaks; BR	3/m²	BR
30 -	Rha cat	Rhamnus cathartica	1+1; Transplant - seed raised; leader with laterals; 3 breaks; BR	3/m²	BR
45 -	Rha fra	Rhamnus frangula	1+1; Transplant - seed raised; leader with laterals; 3 breaks; BR	3/m²	BR
Total :296 -					

General Ornamental Shrub Mixes					
Number	Abbreviation	Species	Specification	Density	Pot Size
29 -	Cor ser F	Cornus sericea 'Flaviramea'	Branched; 4 breaks	3/m²	3L
29 -	Euo ala	Euonymus alatus	Branched; 2 breaks	3/m²	2L
15 -	Eup amy R	Euphorbia amygdaloides 'Rubra'	Full Pot	3/m²	3L
29 -	Mis sin F O	Miscanthus sinensis 'Ferner Osten'	Full Pot	3/m²	3L
22 -	Ros P F C	Rosa Pink Flower Carpet	Cutting; Bushy; Strong	3/m²	3L
22 -	Sal off P	Salvia officinalis 'Purpurascens'	Full Pot	3/m²	3L
Total :146 -					

General Ornamental Shrub Mixes					
Number	Abbreviation	Species	Specification	Density	Pot Size
39 -	Hyd mac W W	Hydrangea macrophylla 'White Wave'	Branched; 5 breaks	3/m²	3L
39 -	Ski jap V	Skimmia japonica 'Veitchii'	Bushy; 4 breaks	3/m²	3L
35 -	Vin maj V	Vinca major 'Variegata'	Several shoots; 3 breaks	3/m²	3L
Total :113 -					

General Ornamental Shrub Mixes					
Number	Abbreviation	Species	Specification	Density	Pot Size
149 -	Euo for B	Euonymus fortunei 'Blondy'	Bushy; 7 breaks	3/m²	3L
149 -	Heu mic P P	Heuchera micrantha 'Palace Purple'	Full Pot	3/m²	3L
193 -	Ski jap R	Skimmia japonica 'Rubella'	Bushy; 4 breaks	3/m²	3L
Total :491 -					

General Ornamental Shrub Mixes					
Number	Abbreviation	Species	Specification	Density	Pot Size
39 -	Hyd mac W W	Hydrangea macrophylla 'White Wave'	Branched; 5 breaks	3/m²	3L
39 -	Ski jap V	Skimmia japonica 'Veitchii'	Bushy; 4 breaks	3/m²	3L
35 -	Vin maj V	Vinca major 'Variegata'	Several shoots; 3 breaks	3/m²	3L
Total :113 -					

General Ornamental Shrub Mixes					
Number	Abbreviation	Species	Specification	Density	Pot Size
149 -	Euo for B	Euonymus fortunei 'Blondy'	Bushy; 7 breaks	3/m²	3L
149 -	Heu mic P P	Heuchera micrantha 'Palace Purple'	Full Pot	3/m²	3L
193 -	Ski jap R	Skimmia japonica 'Rubella'	Bushy; 4 breaks	3/m²	3L
Total :491 -					

General Ornamental Shrub Mixes					
Number	Abbreviation	Species	Specification	Density	Pot Size
24 -	Euo for E Go	Euonymus fortunei 'Emerald 'n' Gold'	Bushy; 7 breaks	3/m²	3L
24 -	Lon nit M G	Lonicera nitida 'May Green'	Bushy; 7 breaks	3/m²	3L
30 -	Sar hoo H	Sarcococca hookerana humilis	Bushy; 5 breaks	3/m²	3L
Total :78 -					

General Ornamental Shrub Mixes					
Number	Abbreviation	Species	Specification	Density	Pot Size
200 -	Pru lau O L	Prunus laurocerasus 'Otto Luyken'	C; Bushy; 5 breaks	3/m²	3L
200 -	Ski con K G	Skimmia confusa 'Kew Green'	C; Bushy; 4 breaks	3/m²	3L
104 -	Tia cor	Tiarella cordifolia	Full Pot	3/m²	3L
Total :504 -					

General Ornamental Shrub Mixes					
Number	Abbreviation	Species	Specification	Density	Pot Size
74 -	Auc jap R	Aucuba japonica 'Rozannie'	Bushy; 3 breaks	3/m²	3L
86 -	Heb R E	Hebe 'Red Edge'	Bushy; 5 breaks	3/m²	3L
86 -	Spi jap G M	Spiraea japonica 'Gold Mound'	Bushy; 5 breaks	3/m²	3L
Total :246 -					

General Ornamental Shrub Mixes					
Number	Abbreviation	Species	Specification	Density	Pot Size
73 -	Euo for E G	Euonymus fortunei 'Emerald Gaiety'	Bushy; 7 breaks	4/m²	3L
85 -	Jun squ B S	Juniperus squamata 'Blue Star'	Branched	4/m²	3L
85 -	Per B S	Perovskia 'Blue Spire'	Bushy; 3 breaks	4/m²	3L
Total :243 -					

General Ornamental Shrub Mixes					
Number	Abbreviation	Species	Specification	Density	Pot Size
61 -	Lav ang M	Lavandula angustifolia 'Munstead'	Bushy; 5 breaks	3/m²	3L
55 -	Phi B E	Philadelphus 'Belle Etoile'	Branched; 5 breaks	3/m²	3L
61 -	Pho fra L R R	Photinia frasery 'Little Red Robin'	Bushy; 6 breaks	3/m²	3L
Total :177 -					

General Ornamental Shrub Mixes					
Number	Abbreviation	Species	Specification	Density	Pot Size
10 -	Ast maj H B	Astrantia major 'Hadspen Blood'	Full Pot	4/m²	2L
14 -	Bri med	Briza media	Full Pot; Sept to April planting; British native-origin	4/m²	3L
7 -	Car orn V	Carex ornithopoda 'Variegata'	Full Pot	4/m²	3L
17 -	Pin mug M	Pinus mugo 'Mops'	Bushy	4/m²	3L
Total :48 -					

General Ornamental Shrub Mixes					
Number	Abbreviation	Species	Specification	Density	Pot Size
93 -	Ber thu A	Berberis thunbergii 'Atropurpurea'	Branched; 5 breaks	3/m²	3L
81 -	Heb M W	Hebe 'Mrs Winder'	Bushy; 7 breaks	3/m²	3L
60 -	Ros P F C	Rosa Pink Flower Carpet	Cutting; Bushy; Strong	3/m²	3L
Total :234 -					

General Ornamental Shrub Mixes					
Number	Abbreviation	Species	Specification	Density	Pot Size
55 -	Lav ang H	Lavandula angustifolia 'Hidcote'	Bushy; 5 breaks	3/m²	3L
71 -	Pho fra L R R	Photinia frasery 'Little Red Robin'	Bushy; 6 breaks	3/m²	3L
55 -	Sti ten P T	Stipa tenuissima 'Pony Tails'	Full Pot	3/m²	3L
Total :181 -					

Bulbs Mix					
Number	Species	Specification	Height	Pot Size	Density
628 -	Galanthus nivalis	Grade 4/5			8/m²
628 -	Hyacinthoides non scripta	Grade 5/6			8/m²
Total :1256 -					

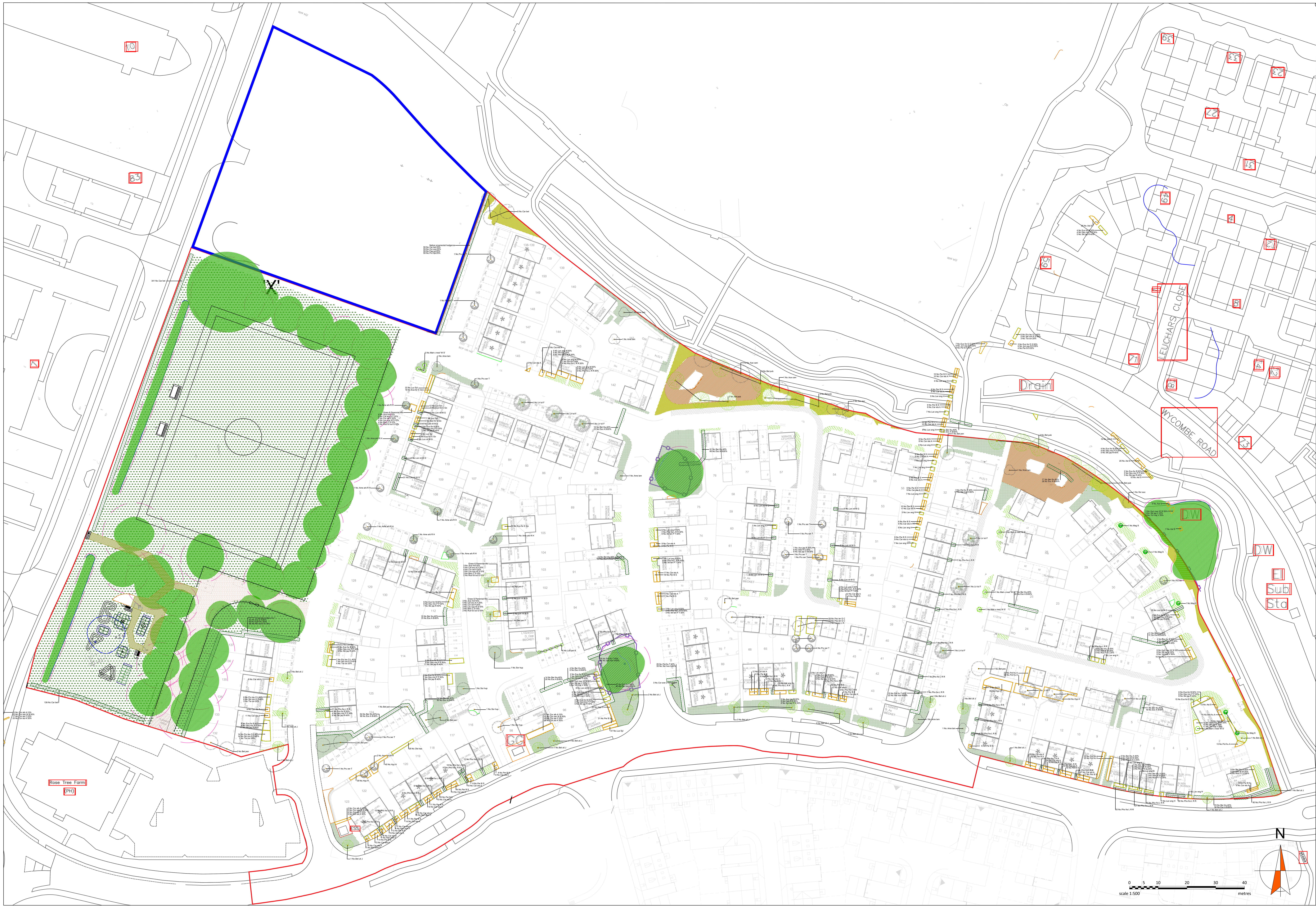

© this drawing and the building works depicted are the copyright of **idp** and may not be reproduced or amended except by written permission. no liability will be accepted for amendments made by other persons.

all dimensions to be checked on site and landscape architect notified of any discrepancies prior to commencement.
do not scale.

Notes:

1. This drawing is based on McBains external works layout ref (RDQUE-MCB-ZZ-ZZ-DR-A-0220-D5-P4-Site Layout) and should be read in conjunction with all other relevant drawings and specification submitted as part of this application.
2. For details of hard surface construction and boundary treatments refer to the External Works Layout
3. For details of existing and proposed external levels and drainage refer to PJA's Drainage information. Do not scale from this drawing.
4. Any discrepancies noted on this drawing are to be reported to **IDP** for clarification prior to construction.
5. The contractor shall be aware of proximity to underground services, overhead cables, buildings and boundaries prior to planting operations.
6. All landscape proposals are to be referred to a structural engineer during foundation design.

- Ornamental shrubs 450mm;
- native shrubs 300mm;
- seeded grass 150mm;
- wildflower grass 50mm, or directly into existing ground;
- tree pits to be excavated to at least twice the diameter of the root spread and 1.5 times the depth of the roots to be planted.

Cultivation

8. Planting outside the usual October-March dormant season shall be pursued by approval only. If agreed all bare root plants shall be substituted with container grown stock, with additional establishment watering.
9. Plants shall be bedded in random fashion to avoid formal regimented lines at densities indicated in the schedule, except for specimens, which are to planted in locations shown on the drawing. For mixes: shrubs should be planted in blocks, perennials & grasses should be planted in groups of 4 to 6. Please note: taller plant species to be planted to the rear with lower species to the front.
10. All planting should be watered in to field capacity immediately after planting and mulched with minimum of 50mm depth of medium grade crushed mulch. Where necessary, plants to be protected with rabbit fence and/or individual rabbit guard securely fixed to timber stakes.

Trees & Foundations

11. All trees to be supplied, planted and established in accordance with BS 8545. Trees adjacent to buildings and services shall include root barriers where necessary and should be planted in positions as indicated on the drawings.
12. All foundation designs provided by the architect/engineer must consider the effect of existing trees, and the proposed landscape scheme in accordance with the NHBC Standards. Every effort has been made within the design to follow advice in Chapter 4.2 of the Standards, however landscape proposals should be referred to a structural engineer for checks and any conflicts made known to the Landscape Architect for necessary changes.
13. The contractor is responsible for checking locations of all existing and proposed services, and shall advise the Landscape Architect if there are any conflicts.
14. Trees within hardstanding or highways visibility splays shall be clear stem to 2m high unless specified otherwise.

Maintenance

15. Management operations for the site shall be carried out as detailed in the agreed maintenance schedules at regular intervals, in accordance with any agreed Landscape Management Plan.
16. Any tree or plant which, within a period of 5 years from the implementation, dies, is removed or becomes seriously damaged or diseased, shall be replaced in the next planting season with another of a similar size and species unless otherwise agreed with the Local Planning Authority.
17. Please refer to LA5530-002 for play area details.

KEY

- Site Boundary
- Existing grass retained
- Existing trees/vegetation to be retained & protected during construction (in accordance with BS5837:2012)
- Proposed specimen tree
- Proposed specimen shrubs
- Proposed hedgerows
- Proposed ornamental shrubs
- Marginal planting
- Bulbs planting within lawn areas
- Amenity turf grass to house frontages: Rolawn Medallion turf or similar
- Strong lawn mix: Emorsgate EG22C strong lawn grass mixture with clover; sowing rate 25g m2.
- Proposed grass & wildflower mix: Emorsgate EM10 Tussock mixture; sowing rate 4g m2.
- Proposed wetland edge mix: Emorsgate EP1 Pond edge mixture; sowing rate 4g m2.
- Areas of gravel
- Hoggin path: with timber edging or similar approved.
- Park Railings: 1.8m high vertical bar metal railings with round finials (Humber by Alpha Rail or similar approved)
- Knee Railings: 0.6m high timber diamond rails with uprights at 2m centres (Jacksons fencing or similar approved) 3m wide maintenance access gates to each space
- Bollards: Beaumaris Duracast polyurethane (PU) bollards; (Broxap or similar approved) root fixed
- British Standard Flag Paving: 450x450x50mm British Standard flag paving (Brett Paving or similar approved)

rev.	date:	comment(s):	drawn:	check:
C	30.09.22	Updated to latest layout	EC	KC
B	29.09.22	Updated to latest layout, drainage and LPA comments	EC	KC
A	02.09.22	Updated to latest layout, drainage and LPA comments	EC	KC

ARCHITECTS
URBAN DESIGNERS
PROJECT MANAGERS
LANDSCAPE ARCHITECTS
WE ARE IDP.

IDP LANDSCAPE

client: Vistry Group
job: Rudloe Drive, Quedgeley
title: Landscape General Arrangement
drawn: EC date: May 2022
checked: KC scale @ a0: 1:500
job no: LA5530 drg no: 001 C

IDP GROUP 27 SPON STREET COVENTRY CV1 3BA
[redacted]
www.weareidp.com

PLAY ITEMS LIST

Equipment (Proludic Ltd)

1. Kenopie Multiplay Unit	Ref: J5610
2. Metal Pod Swing	Ref: J441A
3. Combination Swings Metal	Ref: J473A
4. Spinning Bowl	Ref: J2411A
5. Low Platform Roundabout	Ref: J2404A
6. Two Springer	Ref: J827A

Natural Play Elements (Proludic Ltd)

A. Fallen Log
B. Play Boulder
C. Play Mounds - Grass mounds to 1:3 slopes, max height of 0.5m

Ancillaries

7. Chaumont Bench	Ref: RBA8
8. Derby Standard Bin 120 ltr black	Ref: UKBX452560-s
9. A2 Sign 2x posts & Plate	Ref: UKA2PP-2P
10. 62LM 1m high Bowtop Fence Powdercoated Green	Ref: UKN1002
11. Prosafe Gate 1m high ppc yellow	Ref: UKN1101
12. Prosafe Combination Gate 1m high ppc yellow	Ref: UKN1104

Safety Surfacing

Area to be surfaced with 151m² grassmat as shown beneath each play item.

Miscellaneous

Subject to full site survey from the supplier/manufacturer

Based on a flat fully established grass site.

Proposed Grassmat Safer surfacing is based on a fully established grass site (including a minimum of 150mm of good quality soil and turf).

Fencing will be made up from standard straight lengths and installed faceted.

PLAY AREAS AND EQUIPMENT

1.1. **Play surfaces**

1.1.1. Regular checking of rubber safety matting to ensure that it is fixed securely with no humps or trip hazards. Provide extra pegs if necessary.

1.1.2. Where required, replace any displaced matting and top up with new soil and seed to match existing as necessary.

1.1.3. Remove leaves, litter, debris and other objects from the play area.

1.2. **Play equipment**

1.2.1 Regular visual checking of all specialised play equipment and non-prescriptive play elements (including natural features such as boulders and logs etc).

1.2.2. If required, ROSPA should provide inspections to ensure approved safety of play equipment and spaces in line with recommended guidance for the prevention of accidents.

1.3. **Defects**

1.3.1. Where defects occur, areas are to be cordoned off immediately to ensure safety, with repairs / replacement undertaken at the earliest opportunity using materials to match those originally specified. Manufacturer's guidance should be followed for specific equipment.

GENERAL NOTES

1. Following completion a RoSPA inspection will be carried out to ensure safety of the scheme in accordance with recommended guidance for the prevention of accidents.

2. Weekly visual checking of all play equipment and tightening/adjustments to fixings and fittings in accordance with manufacturer's instructions. Where defects occur, areas are to be immediately fenced off and repairs are to be made at the earliest opportunity.

FOOTBALL PITCH

Equipment

13. Fully steel clad dugout shelter with integral steel bench, powder coated in black on a small concrete foundation fronted with a double row of slats

Miscellaneous

Subject to full site survey from the supplier/manufacturer

Dugout to be root fixed insitu to concrete base in line with manufacturers recommendations

Pitch markings shown to U11-U12 (9v9) dimensions in accordance with The FA Guide to Pitch and Goalpost Dimensions

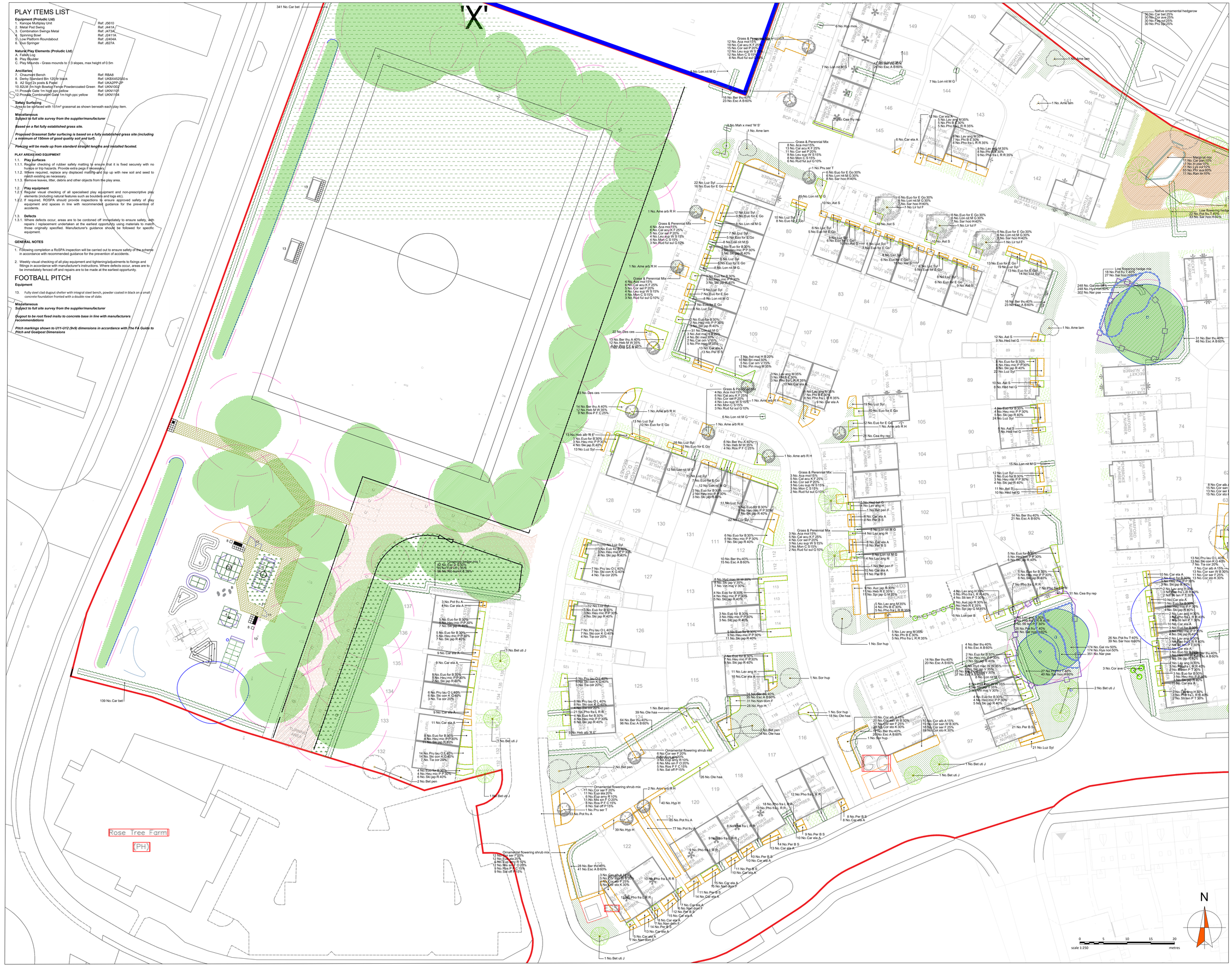

© this drawing and the building works depicted are the copyright of **idp** and may not be reproduced or amended except by written permission. no liability will be accepted for amendments made by other persons.

all dimensions to be checked on site and landscape architect notified of any discrepancies prior to commencement.
do not scale.

Notes:

1. This drawing is based on McBains external works layout ref 61841-MCB-ZZ-ZZ-DR-A-0220-D5-P4 and should be read in conjuction with all other relevant drawings and specification submitted as part of this application.
2. For details of hard surface construction and boundary treatments refer to McBains External Works Layout/61841-MCB-ZZ-ZZ-DR-A-0220-D5-P4.
3. Setting out, earthworks and proposed external levels and drainage refer to engineers drawings. Do not scale from this drawing.
4. Any discrepancies noted on this drawing are to be reported to **IDP** for clarification prior to construction.
5. The contractor shall be aware of proximity to underground services, overhead cables, buildings and boundaries prior to planting operations.
6. All landscape proposals are to be referred to a structural engineer during foundation design.

C	30.09.22	Updated to latest layout	EC	KC
B	29.09.22	Updated to latest layout, drainage and LPA comments	EC	KC
A	02.09.22	Updated to latest layout, drainage and LPA comments	EC	KC
rev.	date:	comment(s):	drawn:	check:

ARCHITECTS
URBAN DESIGNERS
PROJECT MANAGERS
LANDSCAPE ARCHITECTS
WE ARE IDP.

IDP LANDSCAPE

client: Vistry Group

job: Rudloe Drive, Quedgeley

title: Soft Landscape Proposals 1 of 3

drawn: EC date: May 2022

checked: KC scale @ a0: 1:250

job no: LA5530 drg no: 002 C

IDP GROUP 27 SPON STREET COVENTRY CV1 3BA
www.weareidp.com

© this drawing and the building works depicted are the copyright of **idp** and may not be reproduced or amended except by written permission. no liability will be accepted for amendments made by other persons.

all dimensions to be checked on site and landscape architect notified of any discrepancies prior to commencement.
do not scale.

Notes:

1. This drawing is based on Hopkins Homes external works layout ref External Works Layout V 12 and should be read in conjunction with all other relevant drawings and specification submitted as part of this application.
2. For details of hard surface construction and boundary treatments refer to External Works Layout V 12
3. For details of existing and proposed external levels and drainage refer to Xref Drainage dwg. Do not scale from this drawing.
4. Any discrepancies noted on this drawing are to be reported to **IDP** for clarification prior to construction.
5. The contractor shall be aware of proximity to underground services, overhead cables, buildings and boundaries prior to planting operations.
6. All landscape proposals are to be referred to a structural engineer during foundation design.

- Ornamental shrubs 450mm;
- native shrubs 300mm;
- seeded grass 150mm;
- wildflower grass 50mm, or directly into existing ground;
- tree pits to be excavated to at least twice the diameter of the root spread and 1.5 times the depth of the roots to be planted.

Cultivation

8. Planting outside the usual October-March dormant season shall be pursued by approval only. If agreed all bare root plants shall be substituted with container grown stock, with additional establishment watering

9. Plants shall be bedded in random fashion to avoid formal regimented lines at densities indicated in the schedule, except for specimens, which are to planted in locations shown on the drawing. For mixes: shrubs should be planted in blocks, perennials & grasses should be planted in groups of 4 to 6. Please note: taller plant species to be planted to the rear with lower species to the front.

10. All planting should be watered in to field capacity immediately after planting and mulched with minimum of 50mm depth of medium grade crushed mulch. Where necessary, plants to be protected with rabbit fence and/or individual rabbit guard securely fixed to timber stakes.

Trees & Foundations

11. All trees to be supplied, planted and established in accordance with BS 8545. Trees adjacent to buildings and services shall include root barriers where necessary and should be planted in positions as indicated on the drawings.

12. All foundation designs provided by the architect/engineer must consider the effect of existing trees, and the proposed landscape scheme in accordance with the NHBC Standards. Every effort has been made within the design to follow advice in Chapter 4.2 of the Standards, however landscape proposals should be referred to a structural engineer for checks and any conflicts made known to the Landscape Architect for necessary alterations.

13. The contractor is responsible for checking locations of all existing and proposed services, and shall advise the Landscape Architect if there are any conflicts.

14. Trees within hardstanding or highways visibility splays shall be clear stem to 2m high unless specified otherwise.

Maintenance

15. Management operations for the site shall be carried out as detailed in the agreed maintenance schedules at regular intervals, in accordance with any agreed Landscape Management Plan.

16. Any tree or plant which, within a period of 5 years from the implementation, dies, is removed or becomes seriously damaged or diseased, shall be replaced in the next planting season with another of a similar size and species unless otherwise agreed with the Local Planning Authority.

17. Please refer to LA5530-001for Full Plant Schedule.Refer to LA5530-002 for play area details

- Site Boundary
- Existing grass retained
- Existing trees/vegetation to be retained & protected during construction (in accordance with BS5837:2012)
- Proposed specimen tree
- Proposed specimen shrubs
- Proposed hedgerows
- Proposed ornamental shrubs
- Marginal planting
- Bulbs planting within lawn areas
- Amenity turf grass to house frontages Rolawn Sweetlea turf or similar
- Strong lawn mix: Emorsgate EG2DC strong lawn grass mixture with clover, sowing rate 25g m2
- Proposed grass & wildflower mix: Emorsgate EM10 Tussock mixture, sowing rate 4g m2
- Proposed wetland edge mix: Emorsgate EP1 Pond edge mixture, sowing rate 4g m2
- Areas of gravel
- Hoggin path: with timber edging or similar approved.
- Park Railings: 1.8m high timber diamond rails with uprights at 3m centres.Jacksons fencing or similar approved.3m wide maintenance access gates in each space
- Bollards: 900mm Treated Trecoast polyurethane (PU) bollards. (Broxap or similar approved) see Elevations
- British Standard Flag Paving: 450x450x50mm British Standard flag paving (Brett Paving or similar approved)

rev.	date:	comment(s):	drawn:	check:
C	30.09.22	Updated to latest layout	EC	KC
B	29.09.22	Updated to latest layout, drainage and LPA comments	EC	KC
A	02.09.22	Updated to latest layout, drainage and LPA comments	EC	KC

ARCHITECTS
URBAN DESIGNERS
PROJECT MANAGERS
LANDSCAPE ARCHITECTS
WE ARE IDP.

IDP LANDSCAPE

client: Vistry Group

job: Rudloe Drive, Quedgeley

title: Soft Landscape Proposals 2 of 3

drawn: EC date: May 2022

checked: KC scale @ a0: 1:250

job no: LA5530 drg no: 003 C

IDP GROUP 27 SPON STREET COVENTRY CV1 3BA
[redacted]
www.weareidp.com

scale 1:250 0 5 10 15 20 L R metres

N

'X'

26 No. Ber thu 40%
38 No. Esc A B 60%

341 No. Car bet

Native ornamental hedgerow
59 No. Car bet 25%
59 No. Cor avl 25%
59 No. Pru spi 25%
59 No. Pru Sp 25%

3 No. Car bet

1 No. Pru spi

1 No. Pru spi

1 No. Pru spi

3 No. Mah x med 'W S'
1 No. Ame lam

1 No. Pru ser T

1 No. Ame arb R H

Grass & Perennial Mix
5 No. Aca mol 15%
5 No. Cal acu K F 25%
5 No. Cor sel P 20%
4 No. Leu sup W S 15%
4 No. Mon C S 15%
3 No. Rud ful sul G 10%

12 No. Luz Syl
9 No. Euo for E Go
8 No. Lon nit M G
7 No. Luz Syl
5 No. Euo for EGo
8 No.Lon nit M G
2 No. Euo for B 30%
2 No. Heu mic P 30%
3 No. Dry fra E 40%
8 No. Luz Syl
8 No. Euo for E Go
8 No. Lon nit M G

8 No. Lon nit M G

31 No. Lon nit M G

1 No. Ame arb R H

1 No. Ame arb R H

1 No. Ame arb R H

1 No. Ame arb R H

12 No. Lav nit M G

12 No. Lon nit M G

22 No. Luz Syl

6 No. Euo for B 30%
6 No. Heu mic P 30%
7 No. Ski jap R 40%

10 No. Ber thu 40%
15 No. Esc A B 60%

Ground Flr Windows cnrs 1
st flr cnrs 1 to 3
2d flr cnrs 1 to 3
3d flr cnrs 1 to 3
Rf No. No.super K 35%

9 No. Ber thu A 30%
8 No. Hyp ros B W 35%
4 No. Ros P-F G 25%

1 No. Lir tul F

1 No. Lir tul F

1 No. Lir tul F

16 No. Ber thu 40%
23 No. Esc A B 60%

1 No. Ame lam

1 No. Ame lam

8 No. Lav ang M 35%
7 No. Phi B E 30%
8 No. Pho fra L R R 35%

9 No. Lav ang M 35%
8 No. Phi B E 30%
9 No. Pho fra L R R 35%

248 No. Gal niv 50%
248 No. Hya non 50%
302 No. Nar pse

1 No. Ame lam

31 No. Ber thu 40%
46 No. Esc A B 60%

10 No. Euo for E Go

1 No. Ame arb R H

15 No. Lon nit M G

1 No. Bet pen F

8 No. Lon nit M G

8 No. Lon nit M G

1 No. Bet pen F

14 No. Ber thu 40%
21 No. Esc A B 60%

7 No. Lav ang H

8 No. Lon nit M G

8 No. Lon nit M G

2 No. Ace cam

2 No. Bet pub

3 No. Bet pub

1 No. Ace

1 No. Bet pen

34 No. Pac ter G C

1 No. Lav ang L R



© this drawing and the building works depicted are the copyright of **idp** and may not be reproduced or amended except by written permission. no liability will be accepted for amendments made by other persons.

all dimensions to be checked on site and landscape architect notified of any discrepancies prior to commencement.
do not scale.

Notes:

1. This drawing is based on McBains external works layout ref RDQUE-MCB-ZZ-ZZ-DR-A-0220-D5-P4-Site Layout BW and should be read in conjunction with all other relevant drawings and specification submitted as part of this application.
2. For details of hard surface construction and boundary treatments refer to McBains External Works Layout 6RDQUE-MCB-ZZ-ZZ-DR-A-0220-D5-P4-Site Layout BW.
3. For details of existing and proposed external levels and drainage refer to engineers drawings. Do not scale from this drawing.
4. Any discrepancies noted on this drawing are to be reported to **IDP** for clarification prior to construction.
5. The contractor shall be aware of proximity to underground services, overhead cables, buildings and boundaries prior to planting operations.
6. All landscape proposals are to be referred to a structural engineer during foundation design.

- Ornamental shrubs 450mm;
- native shrubs 300mm;
- seeded grass 150mm;
- wildflower grass 50mm, or directly into existing ground;
- tree pits to be excavated to at least twice the diameter of the root spread and 1.5 times the depth of the roots to be planted.

Cultivation

8. Planting outside the usual October-March dormant season shall be pursued by approval only. If agreed all bare root plants shall be substituted with container grown stock, with additional establishment watering.
9. Plants shall be bedded in random fashion to avoid formal regimented lines at densities indicated in the schedule, except for specimens, which are to planted in locations shown on the drawing. For mixes: shrubs should be planted in blocks, perennials & grasses should be planted in groups of 4 to 6. Please note: taller plant species to be planted to the rear with lower species to the front.
10. All planting should be watered in to field capacity immediately after planting and mulched with minimum of 50mm depth of medium grade crushed mulch. Where necessary, plants to be protected with rabbit fence and/or individual rabbit guard securely fixed to timber stakes.

Trees & Foundations

11. All trees to be supplied, planted and established in accordance with BS 8545. Trees adjacent to buildings and services shall include root barriers where necessary and should be planted in positions as indicated on the drawings.
12. All foundation designs provided by the architect/engineer must consider the effect of existing trees, and the proposed landscape scheme in accordance with the NHBC Standards. Every effort has been made within the design to follow advice in Chapter 4.2 of the Standards, however landscape proposals should be referred to a structural engineer for checks and any conflicts made known to the Landscape Architect for necessary changes.
13. The contractor is responsible for checking locations of all existing and proposed services, and shall advise the Landscape Architect if there are any conflicts.
14. Trees within hardstanding or highways visibility splays shall be clear stem to 2m high unless specified otherwise.

Maintenance

15. Management operations for the site shall be carried out as detailed in the agreed maintenance schedules at regular intervals, in accordance with any agreed Landscape Management Plan.
16. Any tree or plant which, within a period of 5 years from the implementation, dies, is removed or becomes seriously damaged or diseased, shall be replaced in the next planting season with another of a similar size and species unless otherwise agreed with the Local Planning Authority.
17. Please refer to LA5530-001 for Full Plant Schedule. Refer to LA5530 for details of play area.

- Site Boundary
- Existing grass retained
- Existing trees/vegetation to be retained & protected during construction (in accordance with BS5837:2012)
- Proposed specimen tree
- Proposed specimen shrubs
- Proposed hedgerows
- Proposed ornamental shrubs
- Marginal planting
- Bulbs planting within lawn areas
- Amenity turf grass to house frontages (Nassen Mediterranean turf or similar)
- Strong lawn mix: Emorsgate EG22C strong lawn grass mixture with clover, sowing rate 25g m2
- Proposed grass & wildflower mix: Emorsgate EM10 Tussock mixture, sowing rate 4g m2
- Proposed wetland edge mix: Emorsgate EP1 Pond edge mixture, sowing rate 4g m2
- Areas of gravel
- Hoggin path: with timber edging or similar approved
- Park Railings: 1.8m high timber dwarf rail railings with round finials (Number by Alpha Rail or similar approved)
- Knee Railings: 1.8m high timber dwarf rails with uprights at 2m centres (Jackson's fencing or similar approved). 3m wide maintenance access gates to each space
- Bollards: Beaumarris Dorwood polyurethane (PU) bollards. (Bronze or similar approved) root fixed
- British Standard Flag Paving: Albert/Jackson British Standard flag paving (Brett Paving or similar approved)

rev.	date:	comment(s):	drawn:	check:
C	30.09.22	Updated to latest layout	EC	KC
B	29.09.22	Updated to latest layout, drainage and LPA comments	EC	KC
A	02.09.22	Updated to latest layout, drainage and LPA comments	EC	KC

ARCHITECTS
URBAN DESIGNERS
PROJECT MANAGERS
LANDSCAPE ARCHITECTS
WE ARE IDP.

IDP LANDSCAPE

client: Vistry Group

job: Rudloe Drive, Quedgeley

title: Soft Landscape Proposals 3 of 3

drawn: EC date: May 2022

checked: KC scale @ a0: 1:250

job no: LA5530 drg no: 004 C

IDP GROUP 27 SPON STREET COVENTRY CV1 3BA
[redacted]
www.weareidp.com

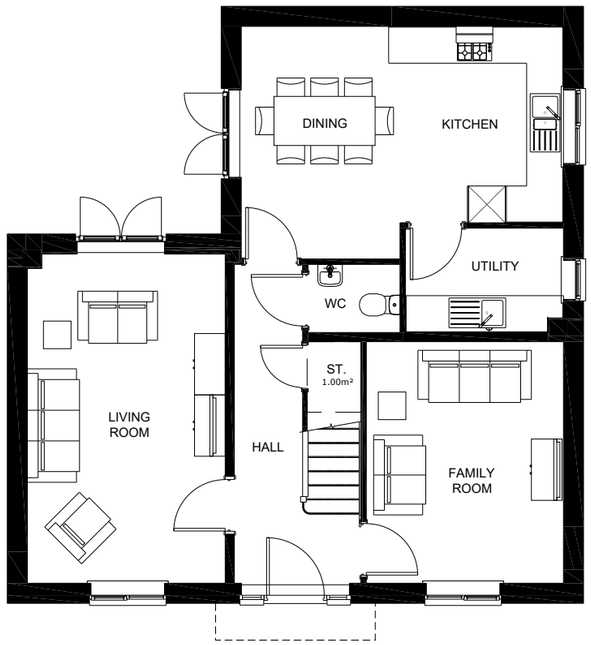

GROUND FLOOR PLAN

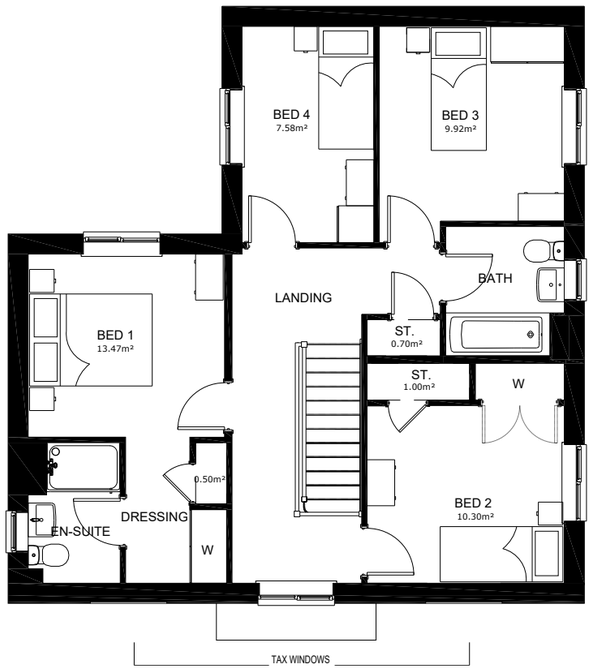

FIRST FLOOR PLAN



RIGHT ELEVATION



FRONT ELEVATION



REAR ELEVATION



LEFT ELEVATION

0 2M 10M
1M 5M

Notes:
The contractor must verify all dimensions on site before commencing any work on shop drawings, do not scale from this drawing
McBains Ltd copyright

BIM Transmittal Disclaimer

McBains Ltd makes no express or implied warranties with respect to the character, function, or capabilities of the data (inclusive of 3rd party data incorporated within), or the suitability of the data for any particular purpose beyond those originally intended by McBains Ltd. Please refer to our standard terms and conditions for further details.

NOTE:
ALL BATHROOMS & ENSUITE WINDOWS TO HAVE OBSCURED GLASS.

REFER TO EXTERNAL MATERIALS PLAN FOR SPECIFIC MATERIALS, WINDOWS COLOURS AND DOOR COLOURS

* FOR WINDOWS DETAILS, REFER TO DRAWING:
RDQUE-MCB-ZZ-ZZ-DR-A-0150-WINDOWS
REVEAL & TAX WINDOWS DETAILING

Revision	Amendment	Date
P3	Amended to suit comments	30-09-2022
P2	Amended to suit comments	22-08-2022
P1	Issued for planning	23-05-2022

Drawn by	Reviewed by	Approved by
VS	EC/SC	P'OR
MCB Number	Date created	Scale @ A3
61841	MAY '22	1:100 @ A3

Client
Vistry Group

Project
LAND NORTH OF RUDLOE DRIVE
QUEDGELEY

Drawing Title
HOUSETYPE PLANS & ELEVATIONS
KNIGHTLEY
PLOTS 140 as shown
PLOTS --- handed

ARCHITECTURE

Drawing / Document Reference								Status	
RDQUE	MCB	ZZ	ZZ	DR	A	0106		D5	P3
Project Iden	Originator	Zone	Level	Type	Discipline	Number		Suitability	Revision

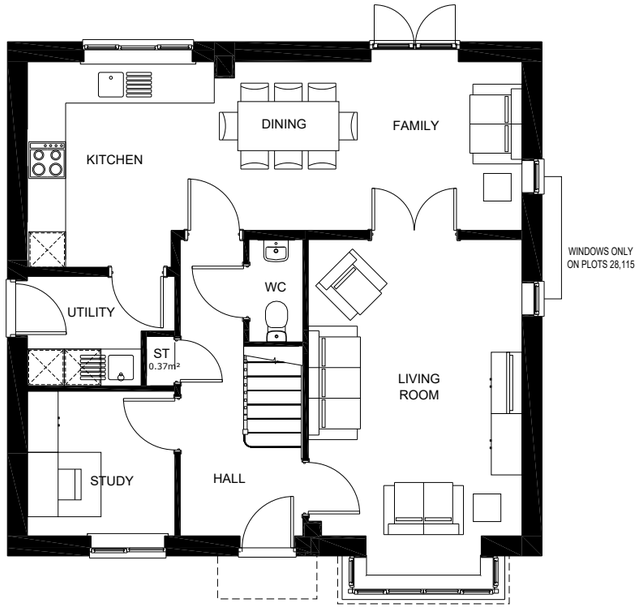

GROUND FLOOR PLAN

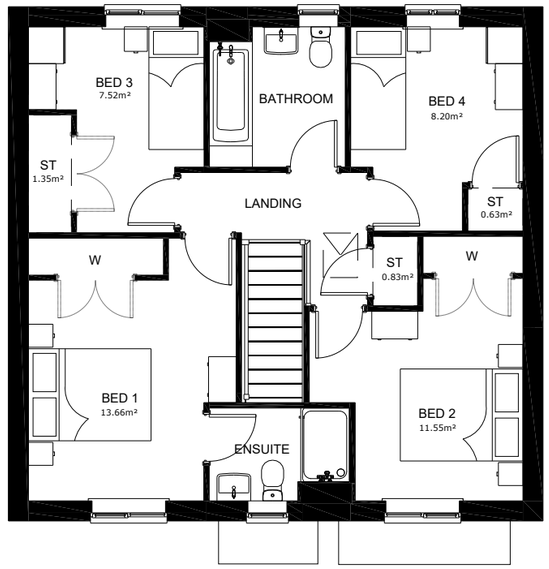

FIRST FLOOR PLAN

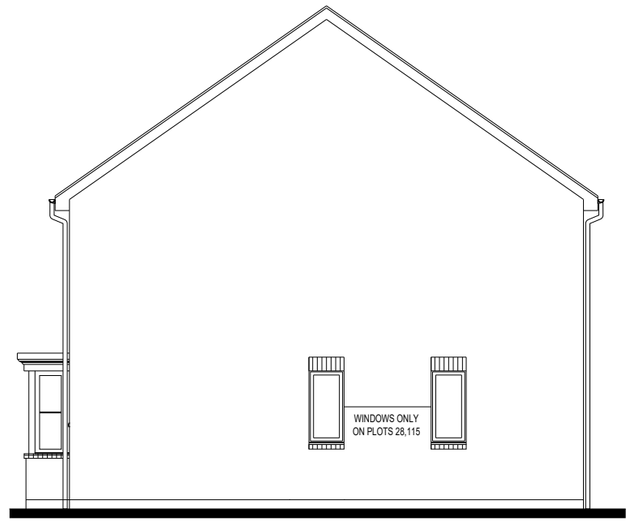

RIGHT ELEVATION



FRONT ELEVATION

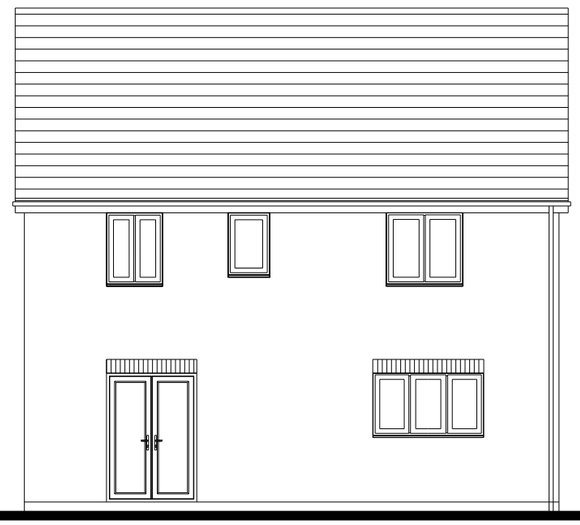

REAR ELEVATION

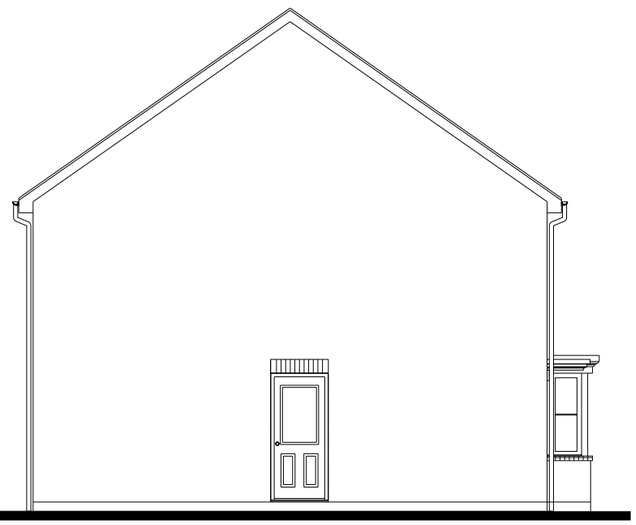

LEFT ELEVATION

0 2M 10M
1M 5M

Notes:
The contractor must verify all dimensions on site before commencing any work on shop drawings, do not scale from this drawing
McBains Ltd copyright

BIM Transmittal Disclaimer

McBains Ltd makes no express or implied warranties with respect to the character, function, or capabilities of the data (inclusive of 3rd party data incorporated within), or the suitability of the data for any particular purpose beyond those originally intended by McBains Ltd. Please refer to our standard terms and conditions for further details.

NOTE:
ALL BATHROOMS & ENSUITE WINDOWS TO HAVE OBSCURED GLASS.

REFER TO EXTERNAL MATERIALS PLAN FOR SPECIFIC MATERIALS, WINDOWS COLOURS AND DOOR COLOURS

*
FOR WINDOWS DETAILS, REFER TO DRAWING:
RDQUE-MCB-ZZ-ZZ-DR-A-0150-WINDOWS REVEAL & TAX WINDOWS DETAILING

Revision	Amendment	Date
P3	Amended to suit comments Plot 90 windows removed side elevation; Plot 115 handed and removed windows on FF; Plot 28 added	28-09-2022
P2	Amended to suit comments	22-08-2022
P1	Issued for planning	23-05-2022

Drawn by	Reviewed by	Approved by
VS	EC/SC	P'OR
MCB Number	Date created	Scale @ A3
61841	MAY '22	1:100 @ A3

McBains

Client
Vistry Group

Project
LAND NORTH OF RUDLOE DRIVE
QUEDGELEY

Drawing Title
HOUSETYPE PLANS & ELEVATIONS
PEMBROKE
PLOTS 25,28,29,30,55,56,89,90 as shown
PLOTS 26,73,115,126,127 handed

ARCHITECTURE

Drawing / Document Reference							Status
RDQUE	MCB	ZZ	ZZ	DR	A	0110	D5 - P3
Project Iden	Originator	Zone	Level	Type	Discipline	Number	Suitability Revision

Notes:
The contractor must verify all dimensions on site before commencing any work on shop drawings, do not scale from this drawing
McBains Ltd copyright

BIM Transmittal Disclaimer

McBains Ltd makes no express or implied warranties with respect to the character, function, or capabilities of the data (inclusive of 3rd party data incorporated within), or the suitability of the data for any particular purpose beyond those originally intended by McBains Ltd. Please refer to our standard terms and conditions for further details.

NOTE:
ALL BATHROOMS & ENSUITE WINDOWS TO HAVE OBSCURED GLASS.

REFER TO EXTERNAL MATERIALS PLAN FOR SPECIFIC MATERIALS, WINDOWS COLOURS AND DOOR COLOURS

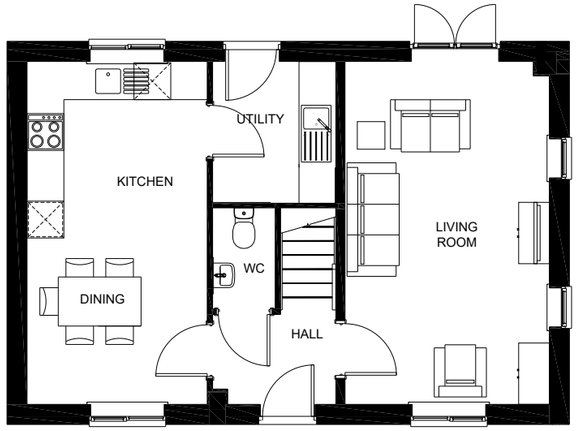

GROUND FLOOR PLAN

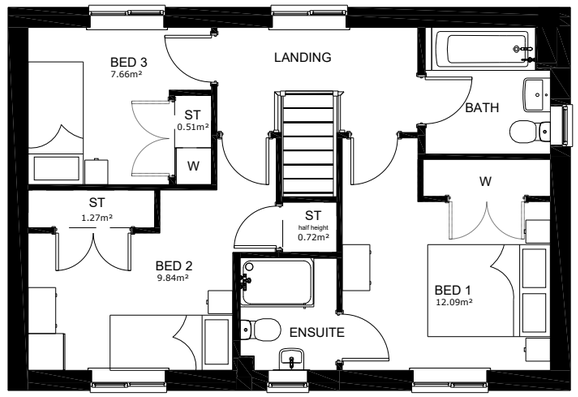

FIRST FLOOR PLAN



RIGHT ELEVATION



FRONT ELEVATION



REAR ELEVATION

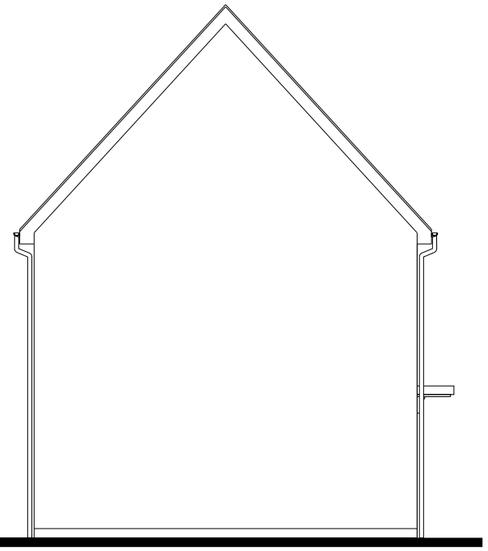

LEFT ELEVATION

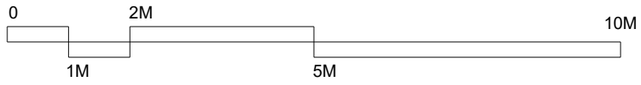

Revision	Amendment	Date
P2	Plot numbering amended	30-09-2022
P1	Issued for planning	23-05-2022

Drawn by	Reviewed by	Approved by
VS	EC/SC	P'OR
MCB Number	**Date created**	**Scale @ A3**
61841	MAY '22	1:100 @ A3

McBains [redacted]

Client
Vistry Group

Project
LAND NORTH OF RUDLOE DRIVE
QUEDGELEY

Drawing Title
HOUSETYPE PLANS & ELEVATIONS
BECKET
PLOT 143 as shown

ARCHITECTURE

Drawing / Document Reference								Status	
RDQUE	MCB	ZZ	ZZ	DR	A	0113		D5	P2
Project Iden	Originator	Zone	Level	Type	Discipline	Number		Suitability	Revision

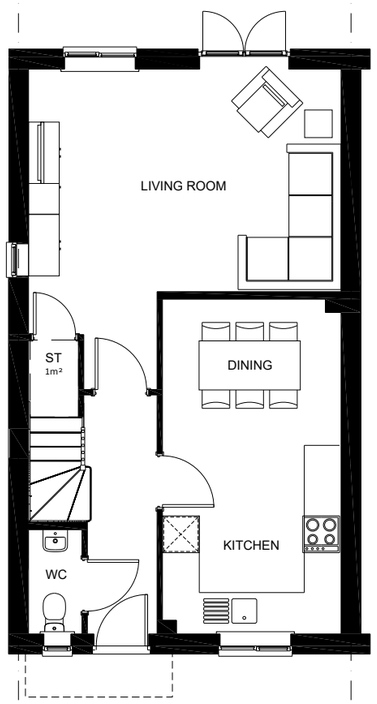

GROUND FLOOR PLAN

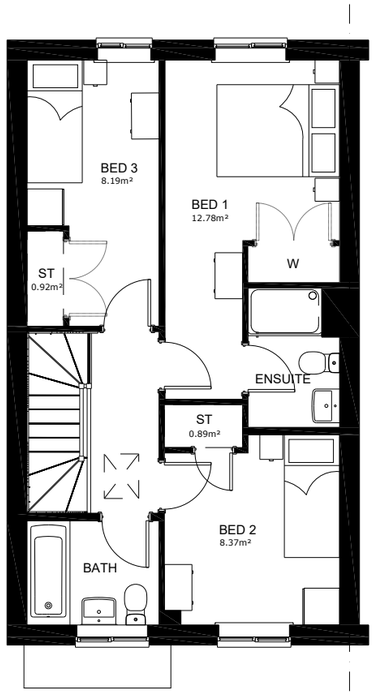

FIRST FLOOR PLAN

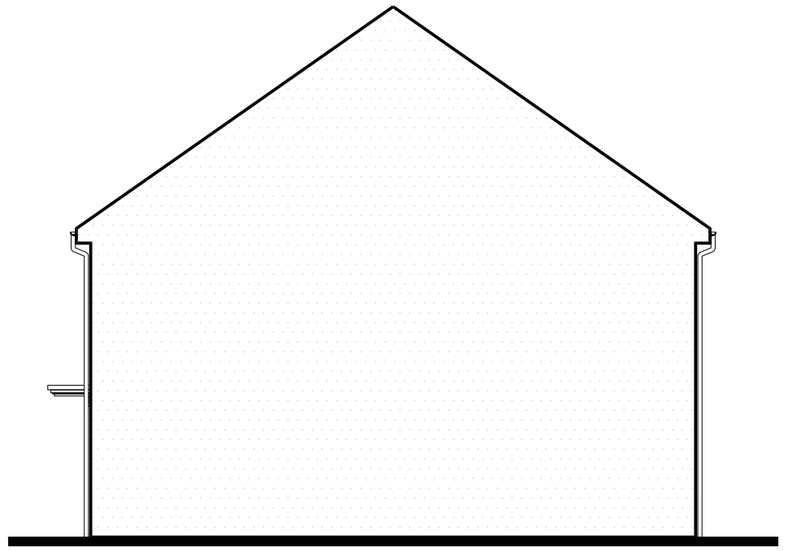

SECTION



FRONT ELEVATION

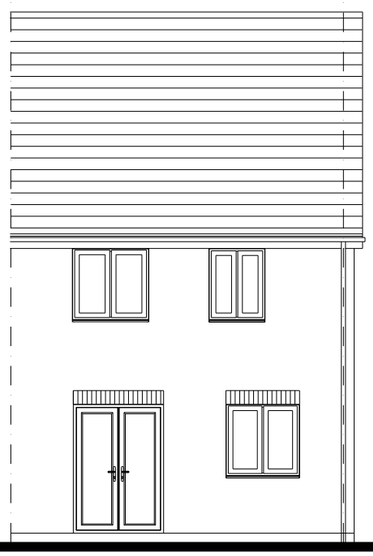

REAR ELEVATION



SIDE ELEVATION

0 2M 10M
1M 5M

Notes:
The contractor must verify all dimensions on site before commencing any work on shop drawings, do not scale from this drawing
McBains Ltd copyright

BIM Transmittal Disclaimer

McBains Ltd makes no express or implied warranties with respect to the character, function, or capabilities of the data (inclusive of 3rd party data incorporated within), or the suitability of the data for any particular purpose beyond those originally intended by McBains Ltd. Please refer to our standard terms and conditions for further details.

NOTE:
ALL BATHROOMS & ENSUITE WINDOWS TO HAVE OBSCURED GLASS.

REFER TO EXTERNAL MATERIALS PLAN FOR SPECIFIC MATERIALS, WINDOWS COLOURS AND DOOR COLOURS

* FOR WINDOWS DETAILS, REFER TO DRAWING:
RDQUE-MCB-ZZ-ZZ-DR-A-0150-WINDOWS REVEAL & TAX WINDOWS DETAILING

P3	Plot numbering amended	30-09-2022
P2	Amended to suit comments	02-09-2022
P1	Issued for planning	23-05-2022

Revision	Amendment	Date

Drawn by	Reviewed by	Approved by
VS	EC/SC	P'OR
MCB Number	**Date created**	**Scale @ A3**
61841	MAY '22	1:100 @ A3

McBains

Client
Vistry Group

Project
LAND NORTH OF RUDLOE DRIVE
QUEDGELEY

Drawing Title
HOUSETYPE PLANS & ELEVATIONS
ALWIN
PLOTS 22,53,59,87,104,114 as shown
PLOTS 21,52,58,86,103,113 handed

ARCHITECTURE

Drawing / Document Reference								Status	
RDQUE	MCB	ZZ	ZZ	DR	A	0116		D5	P3
Project Iden	Originator	Zone	Level	Type	Discipline	Number		Suitability	Revision